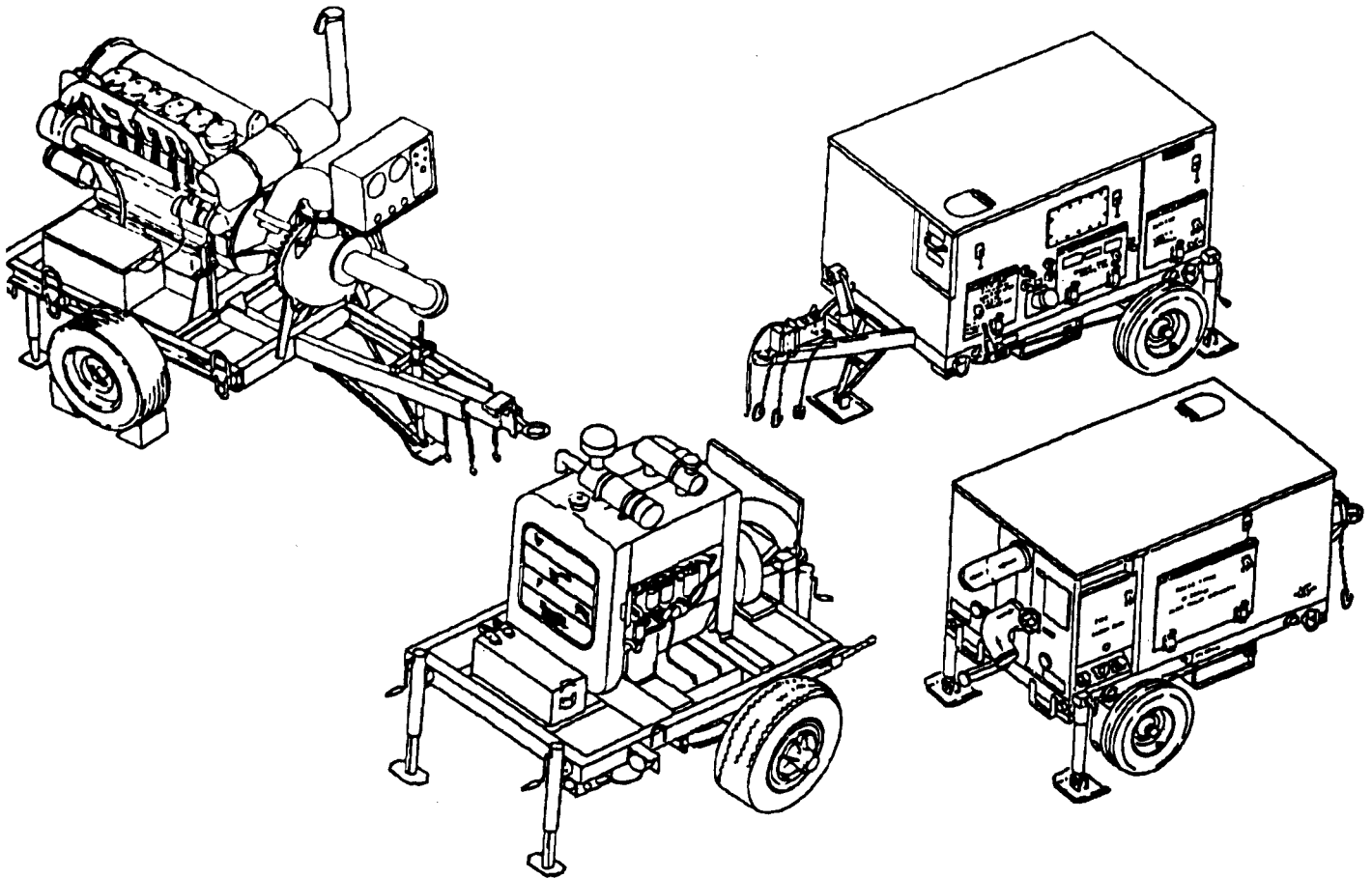

TECHNICAL MANUAL

**UNIT, DIRECT SUPPORT AND GENERAL SUPPORT MAINTENANCE
REPAIR PARTS AND SPECIAL TOOLS LIST**



**PUMPING ASSEMBLY, WATER, 600 GPM, UNIT 609-A
(NSN 4320-01-184-7494)**

**PUMPING ASSEMBLY, WATER, 600 GPM, UNIT 609-C
(NSN 4320-01-261-6470)**

**PUMPING ASSEMBLY, WATER, 600 GPM, US636HCCD-1
(NSN 4320-01-201-6937)**

DISTRIBUTION STATEMENT A: Approved for public release; distribution is unlimited.

*This manual together with TM 10-4320-344-24P-2 and TM 10-4320-344-24P-3, and TM 10-4320-303-23P super-
sedes TM 5-4320-303-24P, dated 30 November 1988.

**HEADQUARTERS, DEPARTMENT OF THE ARMY
4 APRIL 1994**

CHANGE

NO 1

HEADQUARTERS
DEPARTMENT OF THE ARMY
WASHINGTON, D. C., 3 October 1996

Unit, Direct Support and General Support Maintenance
Repair Parts and Special Tools List

**PUMPING ASSEMBLY, WATER, 600 GPM, UNIT 609-A
(NSN 4320-01-184-7494)**
**PUMPING ASSEMBLY, WATER, 600 GPM, UNIT 609-C
(NSN 4320-01-261-6470)**
**PUMPING ASSEMBLY, WATER, 600 GPM, US636HCCD-1
(NSN 4320-01-201-6937)**

DISTRIBUTION STATEMENT A: Approved for public release; distribution is unlimited.

TM 10-4320-344-24P-1, 4 April 1994, is changed as follows:

1. Remove and insert pages as indicated below. New or changed text material is indicated by a vertical bar in the margin. An illustration change is indicated by a miniature pointing hand.

Remove pages

i and ii
4-1 and Figure 5
7-1
13-1
14-1 and Figure 15
20-1 and Figure 21
22-1 and Figure 23
31-1 and Figure 32
35-1 and Figure 36
43-1 and Figure 44
47-1 and Figure 48
48-1 and Figure 49
54-1 and Figure 55
61-1 and Figure 62
66-1

Insert pages

i and ii
4-1 and Figure 5
7-1
13-1
14-1 and Figure 15
20-1 and Figure 21
22-1 and Figure 23
31-1 and Figure 32
35-1 and Figure 36
43-1 and Figure 44
47-1 and Figure 48
48-1 and Figure 49
54-1 and Figure 55
61-1 and Figure 62
66-1


2. Retain this sheet in front of manual for reference purposes.

TM 10-4320-344-24P-1
C1

By Order of the Secretary of the Army:

Official:

JOEL B. HUDSON


Administrative Assistant to the
Secretary of the Army

02488

DENNIS J. REIMER
General, United States Army
Chief of Staff

DISTRIBUTION:

To be distributed in accordance with DA Form 12-25-E, block no. 6209, requirements for TM 10-4320-344-24P-1.

TECHNICAL MANUAL
NO 10-4320-344-24P-1

HEADQUARTERS,
DEPARTMENT OF THE ARMY
WASHINGTON, D.C., 4 April 1994

TECHNICAL MANUAL

Unit, Direct Support and General Support Maintenance
Repair Parts and Special Tools List

- PUMPING ASSEMBLY, WATER, 600 GPM, UNIT 609-A
(NSN 4320-01-184-7494)
- PUMPING ASSEMBLY, WATER, 600 GPM, UNIT 609-C
(NSN 4320-01-261-6470)
- PUMPING ASSEMBLY, WATER, 600 GPM, US636HCCD-1
(NSN 4320-01-201-6937)

Current as of 15 March 1994

REPORTING ERRORS AND RECOMMENDING IMPROVEMENTS

You can help improve this manual. If you find any mistakes, or if you know of a way to improve these procedures, please let us know. Mail your letter or DA Form 2028 (Recommended Changes to Publications and Blank Forms), or DA Form 2028-2 located in the back of this manual directly to: Commander, US Army Aviation and Troop Command, ATTN: AMSAT-I-MP, 4300 Goodfellow Blvd., St. Louis, MO 63120-1798. You may also submit your recommended changes by E-mail directly to <mpmt%avma28@st-louis-emh7.army.mil>. A reply will be furnished directly to you. Instructions for sending an electronic 2028 may be found at the back of this manual immediately preceding the hard copy 2028.

DISTRIBUTION STATEMENT A: Approved for public release; distribution is unlimited.

TABLE OF CONTENTS

		PAGE	ILLUS/ FIGURE
Section I.	Introduction.....	1	
Section II.	Repair Parts List.....	1-1	
	609-A PUMP		
Group 02	Muffler Assembly, Exhaust.....	1-1	1
Group 03	Air Cleaner Assembly.....	2-1	2
Group 04	Battery and Battery Box Assembly.....	3-1	3
	Battery Cable Assembly.....	4-1	4
	Limit Switch Assembly.....	5-1	5
	Start Alarm Relay	6-1	6
Group 05	Cover Assembly, Control Panel	7-1	7
	Control Panel.....	8-1	8
	Hose Assemblies	9-1	9
Group 06	Harness Assembly, Pumping Assembly	10-1	10

*This manual together with TM 10-4320-344-24P-2 and TM 10-4320-344-24P-3, and TM 10-4320-303-23P, super sedes TM 5-4320-303-24P, dated 30 November 1988.

TM 10-4320-344-24P-1

TABLE OF CONTENTS - Continued

		Page	Illus/ Figure
609-A PUMP (continued)			
Group 07	Suction Elbow.	11-1	11
	Discharge Elbow.	12-1	12
	Pump End Assembly.	13-1	13
Group 08	Hood and Attaching Parts	14-1	14
Group 09	Cooling System Hoses	15-1	15
	Radiator, Radiator Shell, Shroud, and Support Brackets.	16-1	16
Group 10	Engine and Mounting Hardware	17-1	17
	Hose Assembly, Fuel	18-1	18
	Hose Assembly, Fuel Return	19-1	19
	Fuel Filter and Transfer Pump	20-1	20
	Manifold Assembly, Fuel Leakoff	21-1	21
	Fuel Line Assemblies.	22-1	22
	Governor and Mounting Bracket	23-1	23
	Fuel Injection Pump Assembly	24-1	24
	V-Belt	25-1	25
	Alternator Assembly	26-1	26
	Wire and Diode Assembly	27-1	27
	Rectifier	28-1	28
	Starter Assembly	29-1	29
	Elbow Assembly, Exhaust Pipe	30-1	30
	Tube Assembly, Air Intake	31-1	31
	Oil Inlet Tube Assembly	32- 1	32
	Tube Assembly, Oil Drain	33-1	33
	Oil Line Assemblies	34-1	34
	Filter and Base Assemblies	35-1	35
	Oil Cooler	36-1	36
	Oil Pan.	37-1	37
	Pump Assembly, Lube Oil	38-1	38
	Turbocharger Assembly	39-1	39
	Exhaust Manifold	40-1	40
	Intake Manifold.	41-1	41
	Thermostat Housing	42-1	42
	Water Pump	43-1	43
	Tachometer and Drive Cable	44-1	44
	Shaft and Gear Assembly	45-1	45
	Cover Assembly, Cylinder Head	46-1	46
	Rocker Arm Assembly.	47-1	47
	Cylinder Head Assembly	48-1	48
	Pulley and Dampener Assembly	49-1	49
	Gear Housing and Idler Gear Assembly	50-1	50
	Bellhousing, Flywheel, and Ring Gear Assembly	51-1	51
	Piston and Connecting Rod Assemblies	52-1	52
	Camshaft	53-1	53
	Crankshaft and Main Bearing Assemblies	54-1	54
	Cylinder Block Assembly	55-1	55
Group 11	Fuel Tank and Guard Assembly	56-1	56
Group 12	Wheel Mounted Frame Assembly	57-1	57
	Wheels, Hubs and Tires	58-1	58
	Front and Rear Level Jack Assemblies	59-1	59
	Break Actuator and Line Assemblies	60-1	60
	Wheel Cylinder and Break Shoes	61-1	61
	Handbreak Assembly and Cable	62-1	62

TM 10-4320-344-24P-1

TABLE OF CONTENTS - Continued

	Page	Illus/ Figure	
609-A PUMP (continued)			
Group 12	Wiring Harness, Trailer	63-1	63
	Lights and Reflectors	64-1	64
	Safety Chains.	65-1	65
	Shock Absorber and Axle Assembly	66-1	66
609-c PUMP			
Group 01	External Decals.	67-1	67
	Enclosure Assembly.	68-1	68
	Insulation Kit	69-1	69
Group 02	Exhaust System	70-1	70
Group 03	Air Intake System	71-1	71
Group 04	Battery Box Assembly and Electrical Connector Receptacle.	72-1	72
	Start Pilot Relay Switch	73-1	73
Group 05	Control Panel Assembly	74-1	74
	Manual Throttle Cable.	75-1	75
	Auto Defeat Cable	76-1	76
	Control Panel Assembly Wiring Harness	77-1	77
Group 06	Main Wiring Harness.	78-1	78
Group 07	Pump Accessories	79-1	79
	Hose Assemblies and Isolators	80-1	80
	Pumping Installation	81-1	81
	Pumping Assembly	82-1	82
Group 10	Engine Installation	83-1	83
	Fuel Lines	84-1	84
	Fuel Filters	85-1	85
	Fuel Transfer Pump	86-1	86
	Fuel Solenoid.	87-1	87
	Injection and Fuel Return Lines	88-1	88
	Fuel Injector.	89-1	89
	Governor Kit	90-1	90
	Governor Actuator Assembly	91-1	91
	Injection Pump and Drive	92-1	92
	Cold Starting Aid	93-1	93
	Cold Start Aid	94-1	94
	V-Belt and Alternator Belt	95-1	95
	Generator Capacitor and Alternator	96-1	96
	Starter Assembly	97-1	97
	V-Belt Contact Switch	98-1	98
	Engine Temperature Switch and Oil Pressure Transmitter	99-1	99
	Turbocharger Oil Lines	100-1	100
	Engine Oil Drain	101-1	101
	Oil Filter, Oil Cooler and Sensors	102-1	102
	Air Breather	103-1	103
	Oil Pan.	104-1	104
	Oil Pump Assembly.	105-1	105
	Turbocharger Assembly	106-1	106
	Manifold Cowling Assembly	107-1	107
	Intake/Exhaust System Manifolds	108-1	108
	Cooling Air Blower Assembly	109-1	109
	Cooling Air Cowling Assembly	110-1	110

TM 10-4320-344-24P-1

TABLE OF CONTENTS - Continued

		Page	Illus/ Figure
609-C PUMP (continued)			
Group 10	V-Belt Tensioner Assembly	111-1	111
	Rocker Arm Assembly and Valve Cover	112-1	112
	Cylinder Head Assembly	113-1	113
	Front Cover and Idler Gear	114-1	114
	Flywheel, Ring Gear and Flywheel Cover	115-1	115
	Piston and Connecting Rod Assemblies	116-1	116
	Camshaft and Crankshaft Assembly	117-1	117
	Crankcase.	118-1	118
Group 11	Fuel Tank.	119-1	119
Group 12	Wheel Mounted Frame Assembly	120-1	120
	Wheel Assembly	121-1	121
	Tripod and Level Jacks	122-1	122
	Handbrake Assembly and Cable	123-1	123
	Lights and Reflectors	124-1	124
	Axle and Wheel Assembly	125-1	125
	Wheel Cylinder and Brake Shoes	126-1	126
	Forklift Pocket.	127-1	127
	Brake System	128-1	128
	Brake Actuator Assembly	129-1	129
	Wiring Harness, Trailer	130-1	130
	Safety Chains.	131-1	131
US636HCDD-1 PUMP			
Group 02	Engine and Exhaust System	132-1	132
Group 03	Air Cleaner.	133-1	133
	Air Intake Pipe.	134-1	134
Group 04	Battery, Battery Box, and Battery Cables	135-1	135
Group 05	Control Panel Cover Assembly	136-1	136
	Control Panel Assembly	137-1	137
	Control Panel Wiring Harness Assembly	138-1	138
	Hose Assembly, Suction and Discharge Elbows	139-1	139
Group 06	Main Wiring Harness Assembly	140-1	140
Group 07	Suction and Discharge Elbows, 6 In.	141-1	141
	Pumping Assembly	142-1	142
Group 10	Engine Mounting Hardware	143-1	143
	Fuel Lines, Hoses and Fittings	144-1	144
	Fuel Filter and Base Assembly	145-1	145
	Fuel Transfer Pump	146-1	146
	Injection Pipes and Back Leakage Pipes	147-1	147
	Governor Actuator Assembly	148-1	148
	Fuel Injection Pump Assembly	149-1	149
	Fuel Nozzle and Holder Assembly	150-1	150
	Guard Assembly, V-Belt	151-1	151
	V-Belt and Alternator Belt	152-1	152
	Alternator Cover	153-1	153
	Alternator Assembly and Mounting Brackets	154-1	154
	Starter Assembly.	155-1	155
	V-Belt Contact Switch and Mounting Bracket	156-1	156

TABLE OF CONTENTS - Continued

	Page	Illus/ Figure
US636HCCD-1 PUMP (continued)		
Group 10	Pipe, Lube Oil	157-1 157
	Pipe, Oil Return	158-1 158
	By Pass Line	159-1 159
	Hose Assembly, Oil Pressure	160-1 160
	Oil Filter and Support	161-1 161
	Oil Cooler	162-1 162
	Air Intake Tube Assembly	163-1 163
	Oil Pan and Drain Weldment	164-1 164
	Oil Pump Assembly and Pipes	165-1 165
	Turbocharger and Air Shield	166-1 166
	Exhaust Manifold	167-1 167
	Intake Manifold.	168-1 168
	Cooling Air Blower	169-1 169
	Cooling Air Cowling Assembly	170-1 170
	V Belt Tensioner Assembly	171-1 171
	Angle Drive.	172-1 172
	Rocker Arm Assembly and Valve Cover	173-1 173
	Cylinder Head Assembly	174-1 174
	Drive Pulley and Dampener	175-1 175
	Front Cover and Stay Plate	176-1 176
	Idler Gear and Cover Assembly	177-1 177
	Flywheel and Ring Gear	178-1 178
	Piston Assembly and Connecting Rod Assembly	179-1 179
	Camshaft	180-1 180
	Crankshaft	181-1 181
	Crankcase.	182-1 182
Group 11	Tank Assembly, Fuel	183-1 183
Group 12	Wheel Mounted Frame Assembly	184-1 184
	Wheel, Hubs and Tires	185-1 185
	Front and Rear Level Jack Assemblies and Tripod	186-1 186
	Handbrake Assembly.	187-1 187
	Lights and Reflectors	188-1 188
	Axle Assembly.	189-1 189
	Brake Actuator	190-1 190
	Brake Lines.	191-1 191
	Wiring Harness, Trailer	192-1 192
Group 13	Bulk	BULK-1 BULK
Section III.	SPECIAL TOOLS LIST	193-1 193
609-A PUMP		
Section IV.	CROSS REFERENCES INDEXES	I-1
	National Stock Number Index	I-1
	Part Number Index.	I-5
	Figure and Item Number Index	I-21
609-C PUMP		
Section IV.	CROSS REFERENCES INDEXES	I-1
	National Stock Number Index	I-1
	Part Number Index.	I-6
	Figure and Item Number Index	I-30
US636HCCD-1 PUMP		
Section IV.	CROSS REFERENCES INDEXES	I-1
	National Stock Number Index	I-1
	Part Number Index.	I-3
	Figure and Item Number Index	I-19

UNIT, DIRECT SUPPORT, AND
GENERAL SUPPORT MAINTENANCE
REPAIR PARTS AND SPECIAL TOOLS LIST

SECTION I. INTRODUCTION

1. SCOPE.

This RPSTL lists and authorizes spares and repair parts; special tools; special test, measurement, and diagnostic equipment (TMDE); and other special support equipment required for performance of organizational, direct support, and general support maintenance of the 600 GPM Water Pumping Assemblies. It authorizes the requisitioning, issue, and disposition of spares, repair parts and special tools as indicated by the source, maintenance and recoverability (SMR) codes.

2. GENERAL.

In addition to Section I, Introduction, the Repair Parts and Special Tools List is divided into the following sections:

2.1. Section II. Repair Parts List. A list of spares and repair parts authorized by this RPSTL for use in the performance of maintenance. The lists also includes parts which must be removed for replacement of the authorized parts. Parts lists are composed of functional groups in ascending alphanumeric sequence, with the parts in each group listed in ascending figure and item number sequence. Bulk materials are listed in item name sequence. Repair parts kits are listed separately in their own functional groups within this section. Repair parts for repairable special tools are also listed in this section. Items listed are shown on the associated illustration(s)/figure(s).

2.2. Section III. Special Tools List. A list of special tools, special TMDE, and other special support equipment authorized by this RPSTL (as indicated by Basis of Issue (BOI) information in DESCRIPTION AND USABLE ON CODE column) for the performance of maintenance.

2.3. Section IV. Cross-reference Indexes. A list, in National Item Identification Number (NIIN) sequence, of all National stock numbered items appearing in the listings, followed by a list in alphanumeric sequence of all part numbers appearing in the listings. National stock numbers and part numbers are cross-referenced to each illustration figure and item number appearance. The figure and item number index lists figure and item number in alphanumeric sequence and cross-references NSN, FSCM, and part numbers.

3. EXPLANATION of COLUMNS (SECTIONS II AND III).

3.1. ITEM NO. (Column (1)). Indicates the number used to identify items called out in the illustration.

TM 10-4320-344-24P-1

Code

Explanation

MO -	(Made at Unit/AVUM Level)
MF -	(Made at DS/AVIM Level)
MH -	(Made at GS Level)
ML -	(Made at Specialized Repair Act (SRA))
MD-	(Made at Depot)

>

Items with these codes are not to be requested/requisitioned individually. They must be made from bulk material which is identified by the part number in the DESCRIPTION AND USABLE ON CODE (UOC) column and listed in the Bulk Material group of the repair parts list in this RPSTL. If the item is authorized to you by the 3d position code of the SMR code, but the source code indicates it is made at a higher level, order the item from the higher level of maintenance.

AO-	(Assembled by Unit/AVUM Level)
AF-	(Assembled by DS/AVIM Level)
AH-	(Assembled by GS Category)
AL-	(Assembled by SRA)
AD-	(Assembled by Depot)

>

Items with these codes are not to be requested/requisitioned individually. The parts that make up the assembled item must be requisitioned or fabricated and assembled at the level of maintenance indicated by the source code. If the 3d position code of the SMR code authorizes you to replace the item, but the source code indicates the item is assembled at a higher level, order the item from the higher level of maintenance.

- XA - Do not requisition an "XA"-coded item. Order its next higher assembly. (Also, refer to the NOTE below.)
- XB - If an "XB" item is not available from salvage, order it using the FSCM and part number given.
- XC - Installation drawing, diagram, instruction sheet, field service drawing, that is identified by manufacturer's part number.
- XD - Item is not stocked. Order an "XD"-coded item through normal supply channels using the FSCM and part number given, if no NSN is available.

NOTE

Cannibalization or controlled exchange, when authorized, may be used as a source of supply for items with the above source codes, except for those source coded "XA" or those aircraft support items restricted by requirements of AR 700-42.

3.2.2. Maintenance Code. Maintenance codes tells you the level(s) of maintenance authorized to USE and REPAIR support items. The maintenance codes are entered in the third and fourth positions of the SMR Code as follows:

3.2.2.1. Maintenance Code Third Position. The maintenance code entered in the third position tells you the lowest maintenance level authorized to remove, replace, and use an item. The maintenance code entered in the third position will indicate authorization to one of the following levels of maintenance.

Code

Application/Explanation

C

-Crew or operator maintenance done within unit or aviation unit maintenance.

0

-Unit or aviation unit category can remove, replace, and use the item.

TM 10-4320-344-24P-1

Code	Application/Explanation
F	-Direct support or aviation intermediate level can remove, replace, and use the item.
H	-General support level can remove, replace, and use the item.
L	-Specialized repair activity can remove, replace, and use the item.
D	-Depot level can remove, replace, and use the item.

3.2.1.2. Maintenance Code Fourth Position. The maintenance code entered in the fourth position tells whether or not the item is to be repaired and identifies the lowest maintenance level with the capability to do complete repair (i.e., perform all authorized repair functions.) (NOTE: Some limited repair may be done on the item at a lower level of maintenance, if authorized by the Maintenance Allocation Chart (MAC) and SMR codes.) This position will contain one of the following maintenance codes.

Code	Application/Explanation
0	-Unit or (aviation unit) is the lowest level that can do complete repair of the item.
F	-Direct support or aviation intermediate is the lowest level that can do complete repair of the item.
H	-General support is the lowest level that can do complete repair of the item.
L	-Specialized repair activity (designate the specialized repair activity) is the lowest level that can do complete repair of the item.
D	-Depot is the lowest level that can do complete repair of the item.
z	-Nonreparable. No repair is authorized.
B	-No repair is authorized. (No parts or special tools are authorized for the maintenance of a "B" coded item). However, the item may be reconditioned by adjusting, lubricating, etc., at the user level.

3.2.3. Recoverability Code. Recoverability codes are assigned to items to indicate the disposition action on unserviceable items. The recoverability code is entered in the fifth position of the SMR Code as follows:

Recoverability Codes	Application/Explanation
Z	-Nonreparable item. When unserviceable, condemn and dispose of the item at the level of maintenance shown in 3d position of SMR Code.
0	-Reparable item. When uneconomically repairable, condemn and dispose of the item at unit or aviation unit level.

TM 10-4320-344-24P-1

Recoverability Codes	Application/Explanation
F	-Reparable item. When uneconomically reparable, condemn and dispose of the item at the direct support or aviation intermediate level.
H	-Reparable item. When uneconomically reparable, condemn and dispose of the item at the general support level.
D	-Reparable item. When beyond lower level repair capability, return to depot. Condemnation and disposal of item not authorized below depot level.
L	-Reparable item. Condemnation and disposal not authorized below specialized repair activity (SRA).
A	-Item requires special handling or condemnation procedures because of specific reasons (e.g., precious metal content, high dollar value, critical material, or hazardous material). Refer to appropriate manuals/directives for specific instructions.

3.2.3. FSCM (Column (3)). The Federal Supply Code for Manufacturer (FSCM) is a 5 digit numeric code which is used to identify the manufacturer, distributor, or Government agency, etc., that supplies the item.

3.2.4. PART NUMBER (Column (4)). Indicates the primary number used by the manufacturer (individual, company, firm, corporation, or Government activity), which controls the design and characteristics of the item by means of its engineering drawings, specifications standards, and inspection requirements to identify an item or range of items.

NOTE

When you use a NSN to requisition an item, the item you receive may have a different part number from the part ordered.

3.2.5. DESCRIPTION AND USABLE ON CODE (UOC) (Column (5)). This column includes the following information:

- a. The Federal item name and, when required, a minimum description to identify the item.
- b. The physical security classification of the item is indicated by the parenthetical entry (insert applicable physical security classification abbreviation, e.g., Phy Sec Cl (C) -Confidential, Phy Sec Cl (S) -Secret, Phy Sec Cl (T) Top Secret).
- c. Items that are included in kits and sets are listed below the name of the kit or set.
- d. Spare/repair parts that make up an assembled item are listed immediately following the assembled item line entry.
- e. Part numbers for bulk materials are referenced in this column in the line item entry for the item to be manufactured/fabricated.
- f. When the item is not used with all serial numbers of the same model, the effective serial numbers are shown on the last line(s) of the description (before UOC).

TM 10-4320-344-24P-1

- g. The usable on code, when applicable (see paragraph 5, Special information).
- h. In the Special Tools List section, the Basis of issue (BOI) appears as the last line(s) in the entry for each special tool, special TMDE, and other special support equipment. When density of equipments supported exceeds density spread indicated in the basis of issue, the total authorization is increased proportionately.
- i. The statement "END OF FIGURE" appears just below the last item description in Column 5 for a given figure in both Section II and Section III.

3.2.6. QTY (Column (6)). The QTY (quantity per figure column) indicates the quantity of the item used in the breakout shown on the illustration figure, which is prepared for a functional group, subfunctional group, or an assembly. A "V" appearing in this column in lieu of a quantity indicates that the quantity is variable and the quantity may vary from application to application.

4. EXPLANATION of COLUMNS (SECTION IV).

4.1. NATIONAL STOCK NUMBER (NSN) INDEX.

4.1.1. STOCK NUMBER column. This column lists the NSN by National Item Identification Number (NIIN) sequence. The NIIN consists of the last

nine digits of the NSN (i.e., $\frac{\text{NSN}}{\text{NIIN}}$ 5305-01-674-1467). When using this

column to locate an item, ignore the first 4 digits of the NSN. However, the complete NSN should be used when ordering items by stock number.

4.1.2. FIG. column. This column lists the number of the figure where the item is identified/located. The figures are in numerical order in Section II and Section III.

4.1.3. ITEM column. The item number identifies the item associated with the figure listed in the adjacent FIG. column. This item is also identified by the NSN listed on the same line.

4.2. PART NUMBER INDEX. Part numbers in this index are listed by part number in ascending alphanumeric sequence (i.e., vertical arrangement of letter and number combination which places the first letter or digit of each group in order A through Z, followed by the numbers 0 through 9 and each following letter or digit in like order).

4.2.1. FSCM column. The Federal Supply Code for Manufacturer (FSCM) is a 5 digit numeric code used to identify the manufacturer, distributor, or Government agency, etc., that supplies the item.

4.2.2. PART NUMBER column. Indicates the primary number used by the manufacturer (individual, firm, corporation, or Government activity), which controls the design and characteristics of the item by means of its engineering drawings, specifications standards, and inspection requirements to identify an item or range of items.

4.2.3. STOCK NUMBER column. This column lists the NSN for the associated part number and manufacturer identified in the PART NUMBER and FSCM columns to the left.

4.2.4. FIG. column. This column lists the number of the figure where the item is identified/located in Section II and III.

4.2.5. ITEM column. The item number is that number assigned to the item as it appears in the figure referenced in the adjacent figure number column.

TM 10-4320-344-24P-1

4.3. FIGURE AND ITEM NUMBER INDEX.

4.3.1. FIG. Column. This column lists the number of the figure where the item is identified/located in Section II and III.

4.3.2. ITEM Column. The item number is that number assigned to the item as it appears in the figure referenced in the adjacent figure number column.

4.3.3. STOCK NUMBER Column. This column lists the NSN for the item.

4.3.4. FSCM Column. The Federal Supply Code for Manufacturer (FSCM) is a 5 digit numeric code used to identify the manufacturer, distributor, or Government agency, etc., that supplies the item.

4.3.5. PART NUMBER Column. Indicates the primary number used by the manufacturer (individual, firm, corporation, or Government activity), which controls the design and characteristics of the item by means of its engineering drawings, specifications standards, and inspection requirements to identify an item or range of items.

5. SPECIAL INFORMATION.

5.1 USABLE ON CODE. The usable on code appears in the lower left corner of the Description column heading. Usable on codes are shown as "UOC: . . ." in the Description column (justified left) on the first line applicable item description/nomenclature. Uncoded items are applicable to all models. Identification of the usable on codes used in the RPSTL are:

<u>Code</u>	<u>Used On</u>
FCV	Model 609-A
FCW	Model US636HCCD-1
FCX	Model 609-c

5.2. FABRICATION INSTRUCTIONS. Bulk materials required to manufacture items are listed in the Bulk Material Functional Group of this RPSTL. Part numbers for bulk materials are also referenced in the-description column of the line item entry for the item to be manufactured/fabricated. Detailed fabrication instructions for the items source coded to be manufactured or fabricated are found in Appendix D of TM 10-4320-343-14.

5.3. INDEX NUMBERS. Items which have the word BULK in the figure column will have an index number shown in the item column. This index number is a cross-reference between the National Stock Number/Part Number and the bulk material list in Section II.

5.4. ASSOCIATED PUBLICATIONS. The publication(s) listed below pertains to the 600 GPM Water Pumping Assemblies and its components:

<u>Publication</u>	<u>Short Title</u>
TM 10-4320-303-14	Tactical Water Distribution Equipment System (TWDS)
TM 10-4320-344-10	Pumping Assembly, 600 GPM
TM 10-4320-344-24	Pumping Assembly, 600 GPM
TM 10-4320-344-24P	Pumping Assembly, 600 GPM

TM 10-4320-344-24P-1

6. HOW TO LOCATE REPAIR PARTS.

6.1. WHEN NATIONAL STOCK NUMBER OR PART NUMBER IS NOT KNOWN.

6.1.1. First. Using the table of contents, determine the assembly group or subassembly group to which the item belongs. This is necessary since figures are prepared for assembly groups and subassembly groups, and listings are divided into the same groups.

6.1.2. Second. Find the figure covering the assembly group or subassembly group to which the item belongs.

6.1.3. Third. Identify the item on the figure and use the Figure and Item Number Index to find the NSN.

6.2. WHEN NATIONAL STOCK NUMBER OR PART NUMBER IS KNOWN.

6.2.1. First. Using the National Stock Number or the Part Number Index, find the pertinent National Stock Number or Part Number. The NSN index is in National Item Identification Number (NIIN) sequence (see 4.1.1). The part numbers in the Part Number index are listed in ascending alphanumeric sequence (see 4.2). Both indexes cross-reference you to the illustration/figure and item number of the item you are looking for.

6.2.2. Second. Turn to the figure and item number, verify that the item is the one you're looking for, then locate the item number in the repair parts list for the figure.

7. ABBREVIATIONS.

Abbreviations used in this manual are listed in MIL-STD-12.

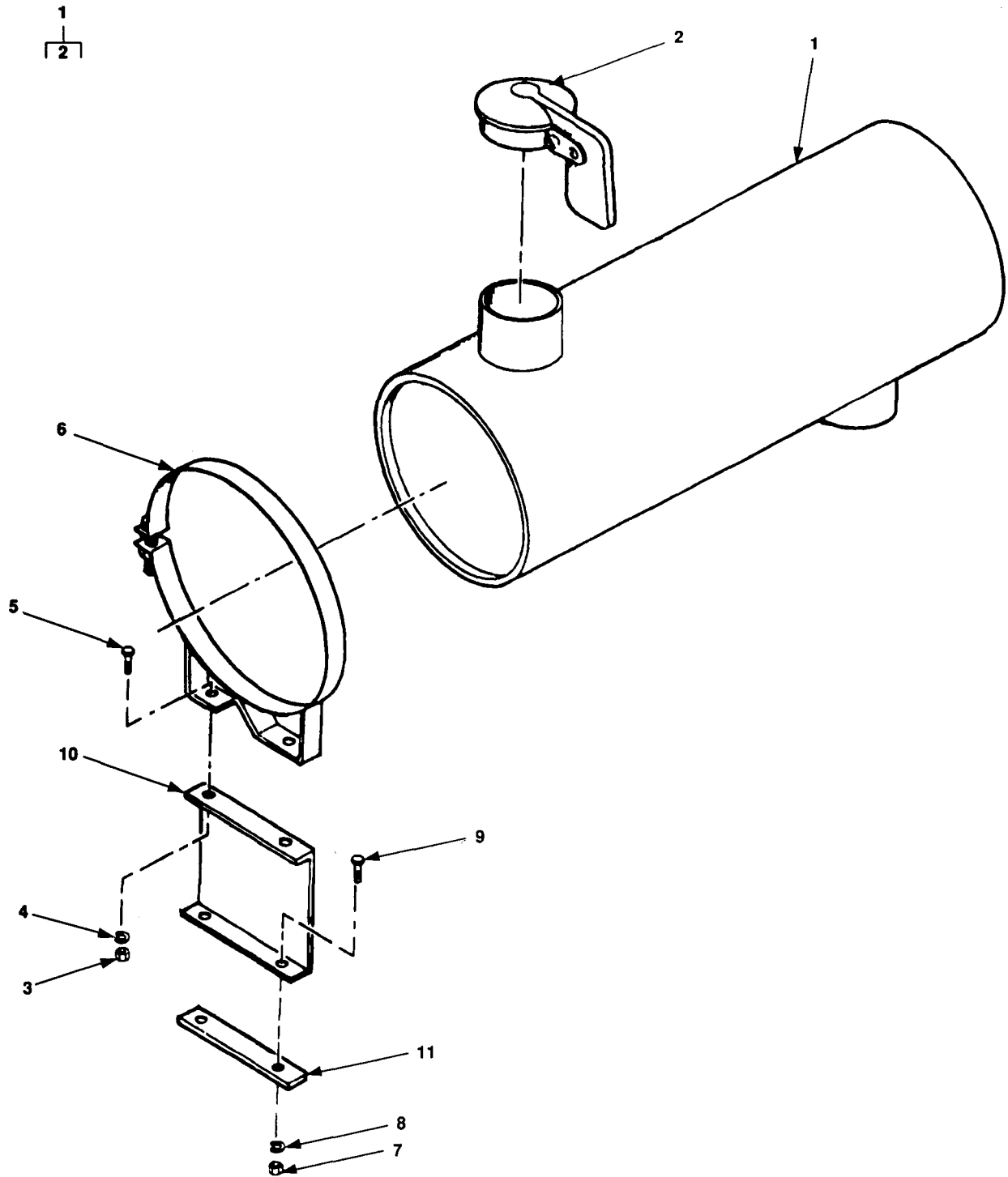


Figure 1. Muffler Assembly, Exhaust

SECTION II (1)	SMR (2)	CAGEC (3)	PART (4)	DESCRIPTION AND USABLE ON CODES (UOC) (5)	QTY (6)
				GROUP 02 EXHAUST SYSTEM	
				FIG. 1 MUFFLER ASSEMBLY, EXHAUST	
1	PAOZZ	18265	DIU06-0527	MUFFLER, EXHAUST SIDE INLET	1
2	PBOZZ	18265	P27-0538	CAP ASSEMBLY, PROTEC (RAIN CAP)	1
3	PAOZZ	96906	MS51967-5	NUT, PLAIN, HEXAGON	2
4	PAOZZ	96906	MS35338-45	WASHER, LOCK	2
5	PAOZZ	28265	1000-12078	SCREW	2
6	PAOZZ	18265	P00-4906	CLAMP, LOOP	1
7	PAOZZ	96906	MS51967-8	NUT, PLAIN, HEXAGON	2
8	PAOZZ	28265	2012-04022	WASHER, LOCK	2
9	PAOZZ	28265	1000-12149	SCREW, CAP, HEXAGON H 3/8-16 X 1/2 IN. LG	2
10	XBOZZ	28265	256690	MOUNTING BRACKET	1
11	PBOZZ	28265	40-0023801	PLATE, MENDING	1
				END OF FIGURE	

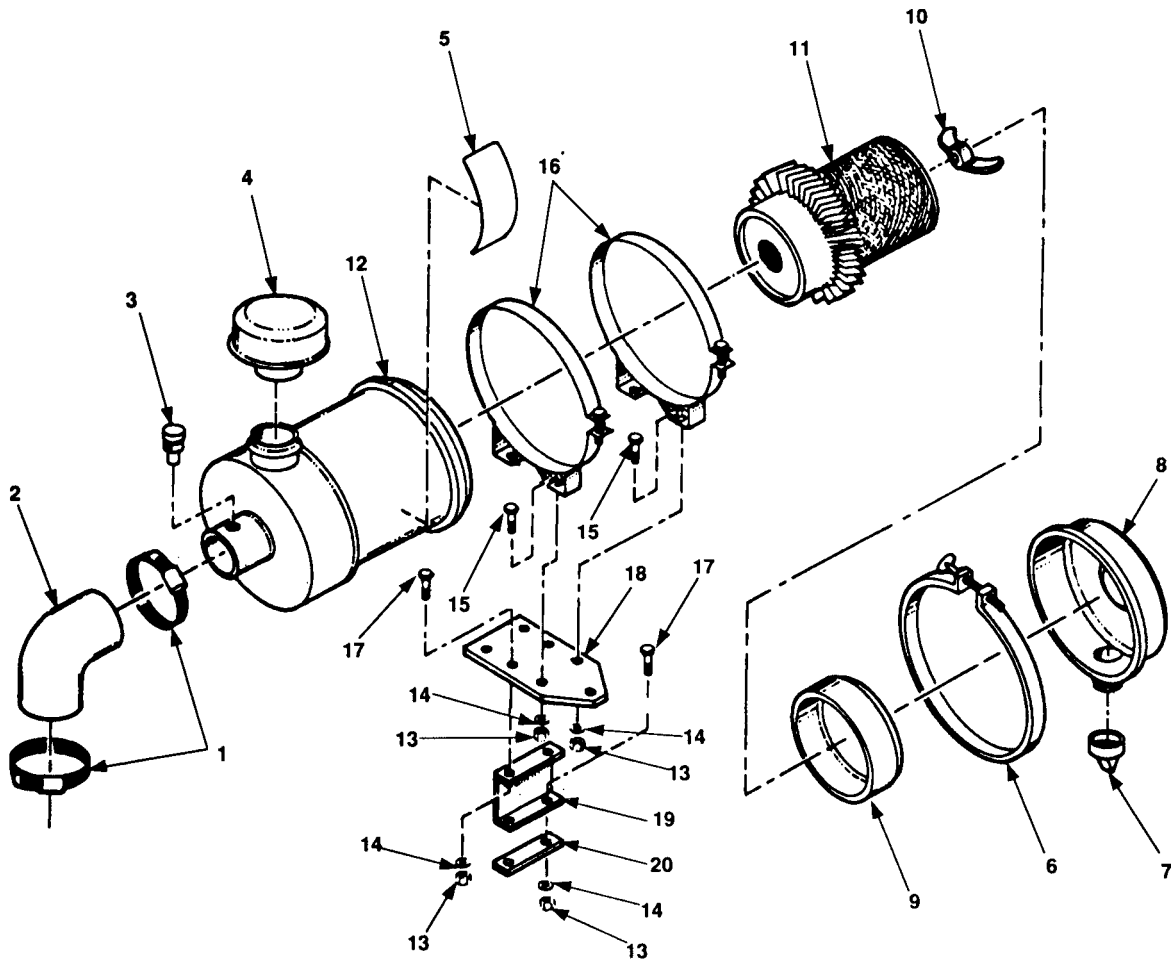


Figure 2. Air Cleaner Assembly

SECTION II (1)	ITEM (2)	(3)	TM10-4320-344-24P-1 (4)	(5)	(6)
NO	SMR CODE	CAGEC	PART NUMBER	DESCRIPTION AND USABLE ON CODES (UOC)	QTY
GROUP 03 AIR INTAKE SYSTEM					
FIG. 2 AIR CLEANER ASSEMBLY					
1	PAOZZ	28265	3735-20048	CLAMP,HOSE	2
2	PAOZZ	28265	40-0014406	HOSE,PREFORMED	1
3	PAOZZ	18265	RAX00-2350	INDICATOR,PRESSURE AIR CLEANER	1
4	XBOZZ	18265	P10-6043	CAP AIR CLEANER (BONNET)	1
5	XBOZZ	18265	P11-1030	PLATE,DATA	1
6	PBOZZ	18265	P00-3951	CLAMP AIR CLEANER	1
7	PAOZZ	18265	P10-3198	VACCUM DIAPHRAGM AIR CLEANER	1
8	XBOZZ	18265	P10-3837	CUP,AIR CLEANER ASSEMBLY	1
9	PBOZZ	18265	P10-2980	BAFFLE,AIR CLEANER AIR CLEANER	1
10	PBOZZ	18265	P10-1870	NUT,PLAIN,WING AIR CLEANER,3/8 IN	1
11	PAOZZ	18265	P18-1054	FILTER ELEMENT,INTA	1
12	PBOZZ	18265	FWG08-0074	AIR CLEANER,INTAKE	1
13	PAOZZ	96906	MS51967-5	NUT,PLAIN,HEXAGON	8
14	PAOZZ	96906	MS35338-45	WASHER,LOCK	8
15	PAOZZ	28265	1000-12078	SCREW	4
16	PAOZZ	28265	17964	BRACKET,MOUNTING	2
17	PAOZZ	96906	MS90728-58	SCREW,CAP,HEXAGON H	4
18	XBOZZ	28265	40-0007245	PLATE,AIR CLEANER MOUNTING	1
19	XBOZZ	28265	346611	BRACKET,MOUNTING PLATE TO HOOD	1
20	PBOZZ	28265	40-0023801	PLATE,MENDING SUPPORT BRACKET TO HOOD	1

END OF FIGURE

1
2 THRU 10

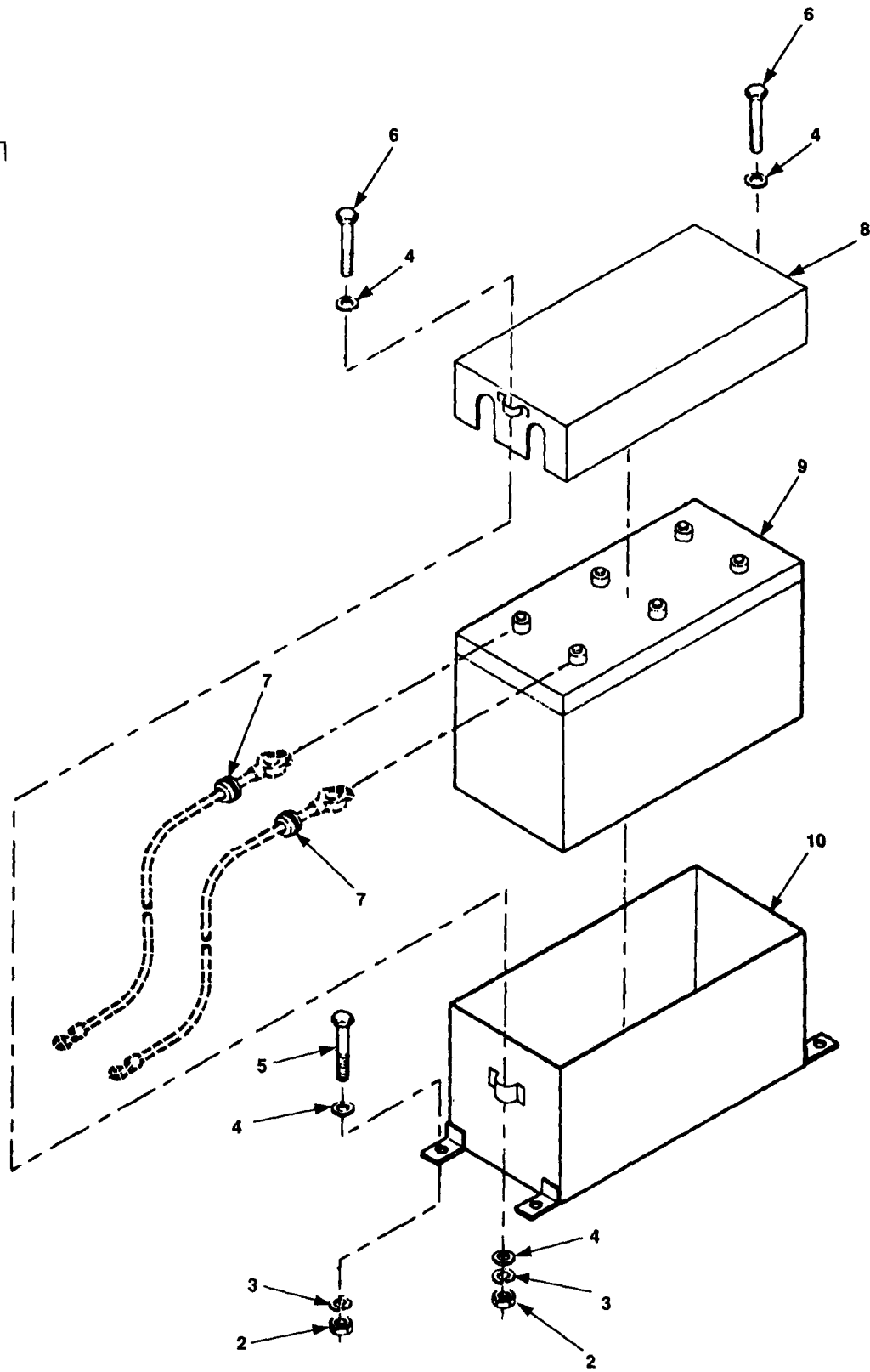


Figure 3. Battery and Battery Box Assembly

SECTION II				TM10-4320-344-24P-1	
(1)	(2)	(3)	(4)	(5)	(6)
ITEM NO	SMR CODE	CAGEC	PART NUMBER	DESCRIPTION AND USABLE ON CODES (UOC)	QTY
GROUP 04 ELECTRICAL SYSTEM					
FIG. 3 BATTERY AND BATTERY BOX ASSEMBLY					
1	XCOZZ	25567	GRP40-09	BATTERY BOX ASSY	1
2	PAOZZ	96906	MS5967-8	NUT, PLAIN, HEXAGON	6
3	PAOZZ	96906	MS35338-46	WASHER, LOCK	6
4	PBOZZ	96906	MS27183-14	WASHER, FLAT	8
5	PAOZZ	96906	MS90728-62	SCREW, CAP, HEXAGON H	4
6	PAOZZ	25567	B00622	SCREW, CAP, HEXAGON H	2
7	PAOZZ	25567	27135-623	GROMMET, NONMETALLIC	2
8	XBOZZ	25567	42113-007	COVER ASSEMBLY	1
9	PAOZZ	90660	7941	BATTERY, STORAGE	1
10	XBOZZ	25567	42431-026	BATTERY BOX	1

END OF FIGURE

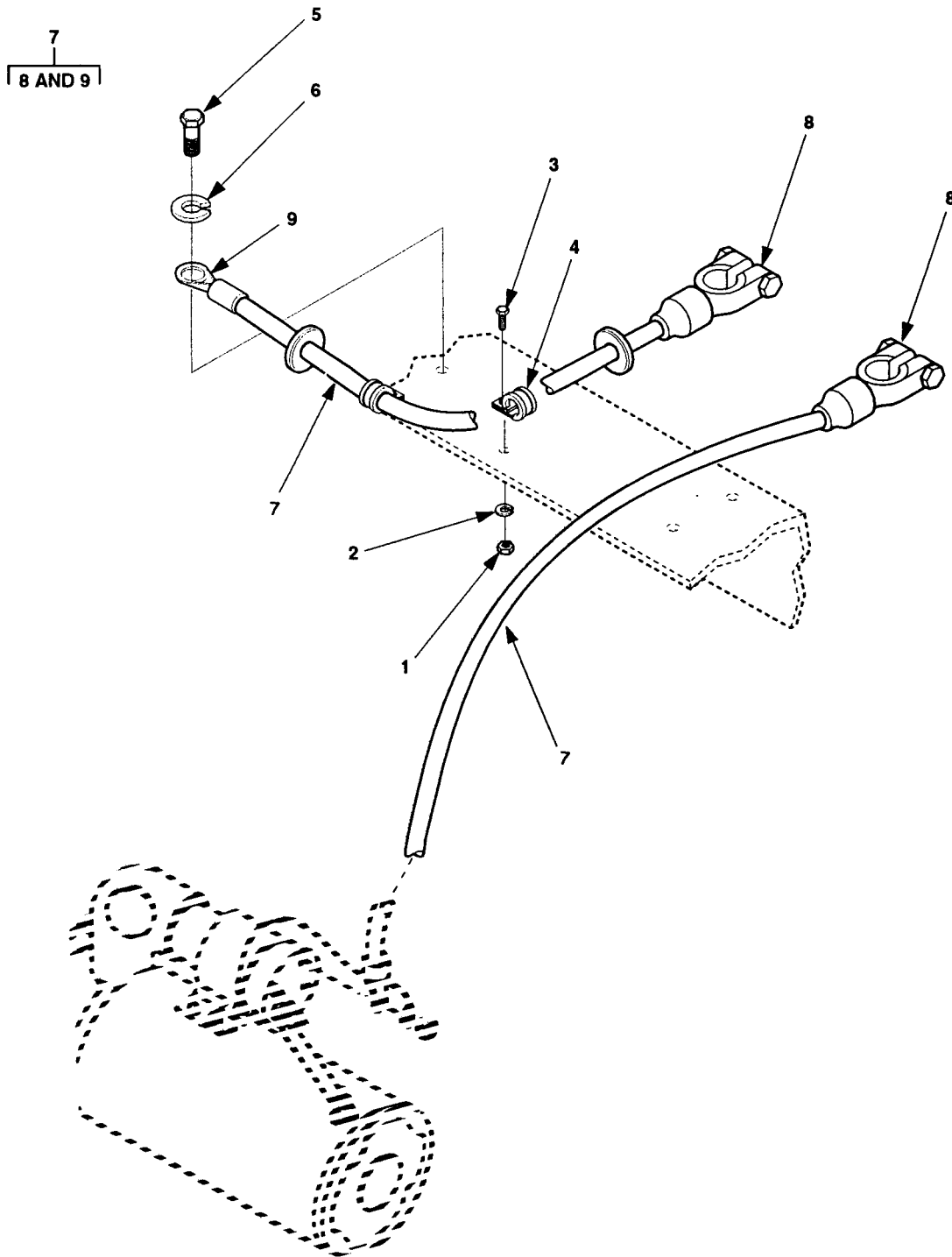


Figure 4. Battery Cable Assembly

SECTION II

TM 10-4320-344-24P-1

(1) ITEM NO	(2) SMR CODE	(3) CAGEC	(4) PART NUMBER	(5) DESCRIPTION AND USABLE ON CODES (UOC)	(6) QTY
				GROUP 04 ELECTRICAL SYSTEM	
				FIG. 4 BATTERY CABLE ASSEMBLY	
1	PAOZZ	96906	MS35649-262	NUT, PLAIN, HEXAGON	4
2	PAOZZ	96906	MS35338-41	WASHER, LOCK.....	4
3	PAOZZ	96906	MS35206-230	SCREW, MACHINE 3/4 IN LG	4
4	PAOZZ	25567	27111-315	CLAMP, LOOP CABLE	4
5	XDOZZ	19099	999992	SCREW, MACHINE	1
6	XDOZZ	19099	999991	WASHER, LOCK.....	1
7	MFOZZ	25567	6926-AL	LEAD, STORAGE BATTER MAKE FROM P/N	2
				C SOOV, 72.0 IN REQUIRED.....	
8	PAOZZ	78174	BP11U	.TERMINAL, LUG SIZE 00.....	2
9	PAOZZ	78174	BP5	.TERMINAL, LUG SIZE 00.....	2

END OF FIGURE

3
4 THRU 7

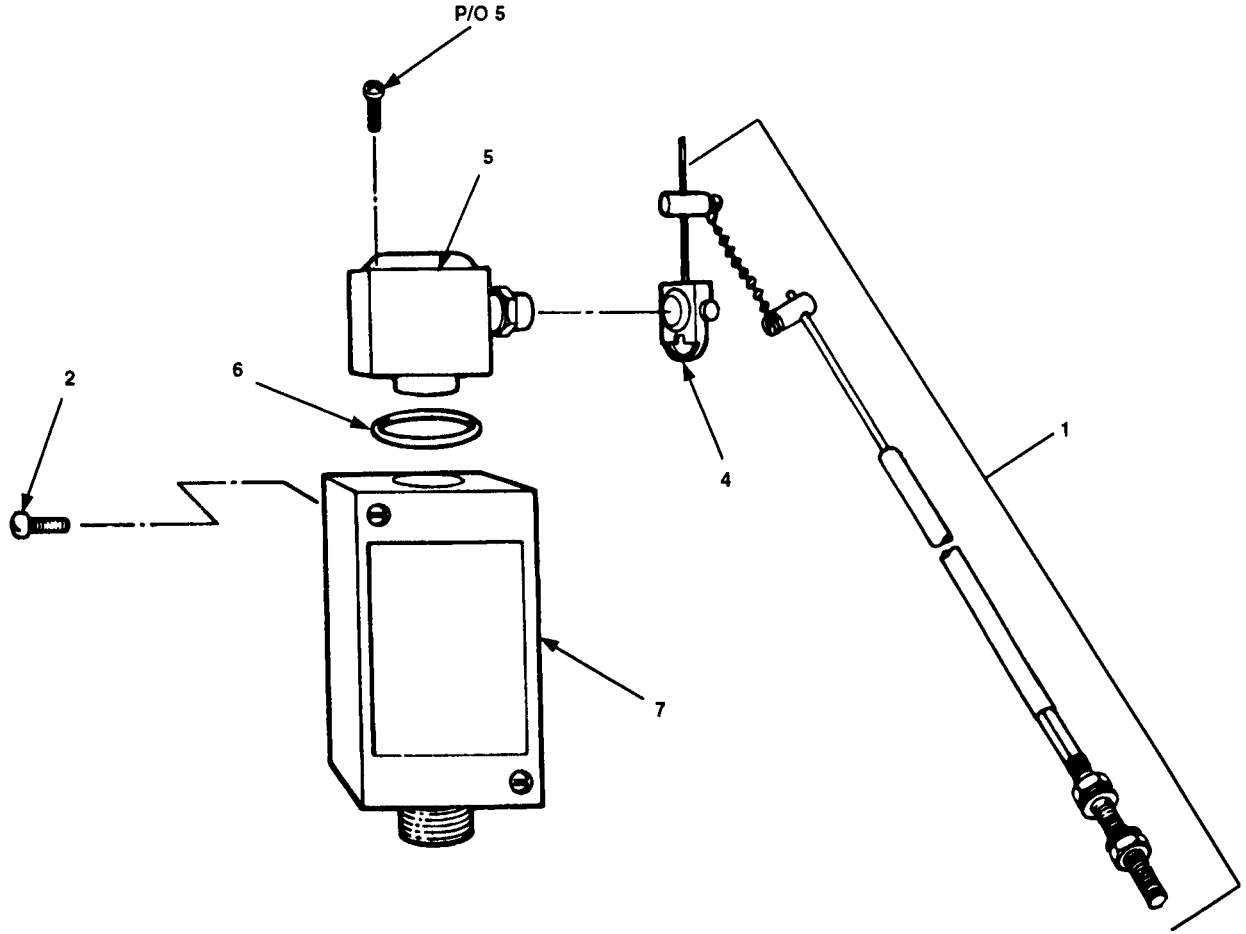


Figure 5. Limit Switch Assembly

SECTION II				TM10-4320-344-24P-1	
(1)	(2)	(3)	(4)	(5)	(6)
ITEM NO	SMR CODE	CAGEC	PART NUMBER	DESCRIPTION AND USABLE ON CODES (UOC)	QTY
GROUP 04 ELECTRICAL SYSTEM					
FIG. 5 LIMIT SWITCH ASSEMBLY					
1	PAOZZ	25567	44232-018	CABLE ASSEMBLY,POWE	1
2	PAOZZ	96906	MS90728-8	SCREW,CAP,HEXAGON H	2
3	PBOZZ	01121	802T-AP	SWITCH,SENSITIVE LIMIT	1
4	XAOZZ	01121	802T-W3	LEVER,ROD	1
5	XAOZZ	01121	40146-009-63	OPERATING HEAD INCLUDES ATTACHING HARDWARE	1
6	XAOZZ	01121	F-26890	RING SEAL	1
7	XAOZZ	01121	40146-008-53	SWITCH UNIT	1
END OF FIGURE					

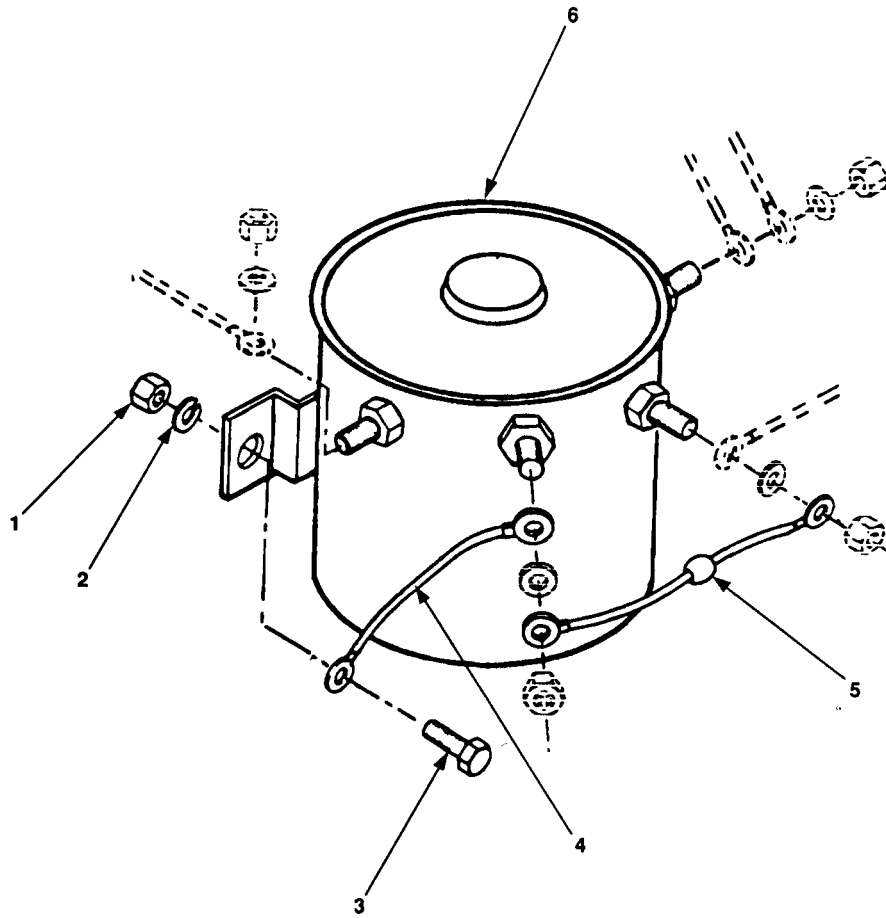


Figure 6. Start Alarm Relay

SECTION II (1)	SMR (2)	CAGEC (3)	PART (4)	DESCRIPTION AND USABLE ON CODES (UOC) (5)	QTY (6)
ITEM NO	CODE		NUMBER		
TM10-4320-344-24P-1					
GROUP 04 ELECTRICAL SYSTEM					
FIG. 6 START ALARM RELAY					
1	PBOZZ	96906	MS51967-2	NUT,PLAIN,HEXAGON 1/4 IN	2
2	PBOZZ	96906	MS35338-44	WASHER,LOCK 1/4 IN	2
3	PBOZZ	96906	MS90728-7	SCREW,CAP,HEXAGON H	2
4	PBOZZ	25567	47332-032	LEAD,ELECTRICAL	1
5	PBOZZ	25567	47888-027	SEMICONDUCTOR DEVIC	1
6	PAOZZ	25567	27444-202	RELAY,ELECTROMAGNET ELECTROMETIC	1
END OF FIGURE					

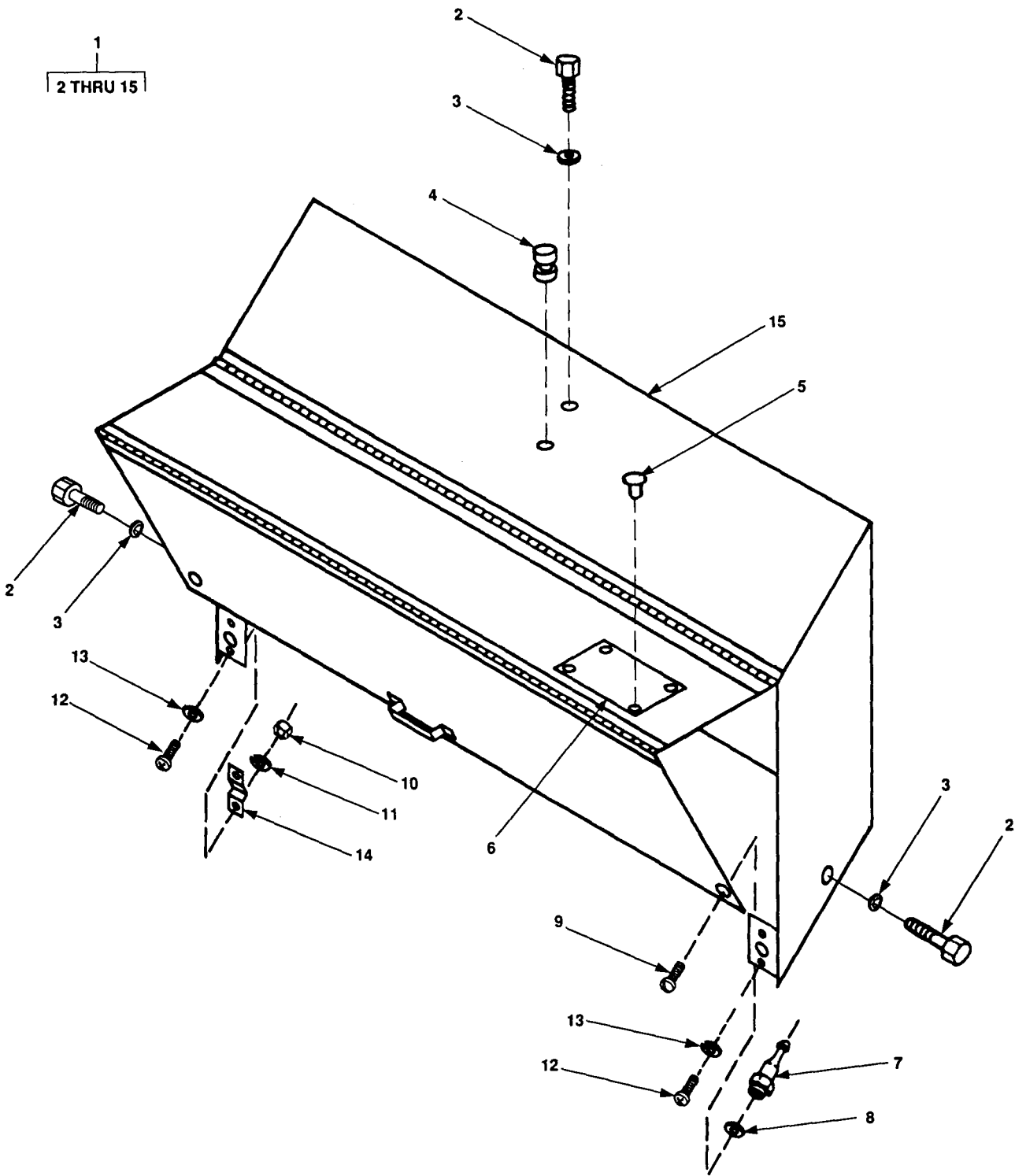


Figure 7. Cover Assembly, Control Panel

SECTION II

TM 10-4320-344-24P-1

(1) ITEM NO	(2) SMR CODE	(3) CAGEC	(4) PART NUMBER	(5) DESCRIPTION AND USABLE ON CODES (UOC)	(6) QTY
				GROUP 05 CONTROL PANEL FIG. 7 COVER ASSEMBLY, CONTROL PANEL	
1	XDOFF	25567	47651-031	CONTROL PANEL ASSEMBLY.....	1
2	PBOZZ	96906	MS90728-7	.SCREW, CAP, HEXAGON H.....	3
3	PAOZZ	96906	MS27183-11	.WASHER, FLAT.....	3
4	PAOZZ	25567	27135-402	.BUMPER, NONMETALLIC	1
5	XBOZZ	25567	11703-A	.RIVET, POP	4
6	XBOZZ	25567	38813-015	.NAMEPLATE.....	1
7	PBOZZ	25567	22814-501	.STUD, BALL 3/8 IN BALL X 1-1/8 IN LG	2
8	PBOZZ	80205	NAS620A10L	.WASHER, FLAT.....	2
9	PBOZZ	96906	MS51958-63	.SCREW, MACHINE NO.10-32 X 318 IN LG	2
10	PAOZZ	96906	MS35649-282	.NUT, PLAIN, HEXAGON	4
11	PAOZZ	96906	MS35335-89	.WASHER, LOCK.....	4
12	PAOZZ	96906	MS35206-243	.SCREW, MACHINE	4
13	PAOZZ	96906	MS27183-7	.WASHER, FLAT.....	4
14	XBOZZ	78553	C477-017	.RECEPTACLE, FRICTION	2
15	XBOFF	25567	42121-411	.COVER ASSEMBLY CONTROL PANEL.....	1

END OF FIGURE

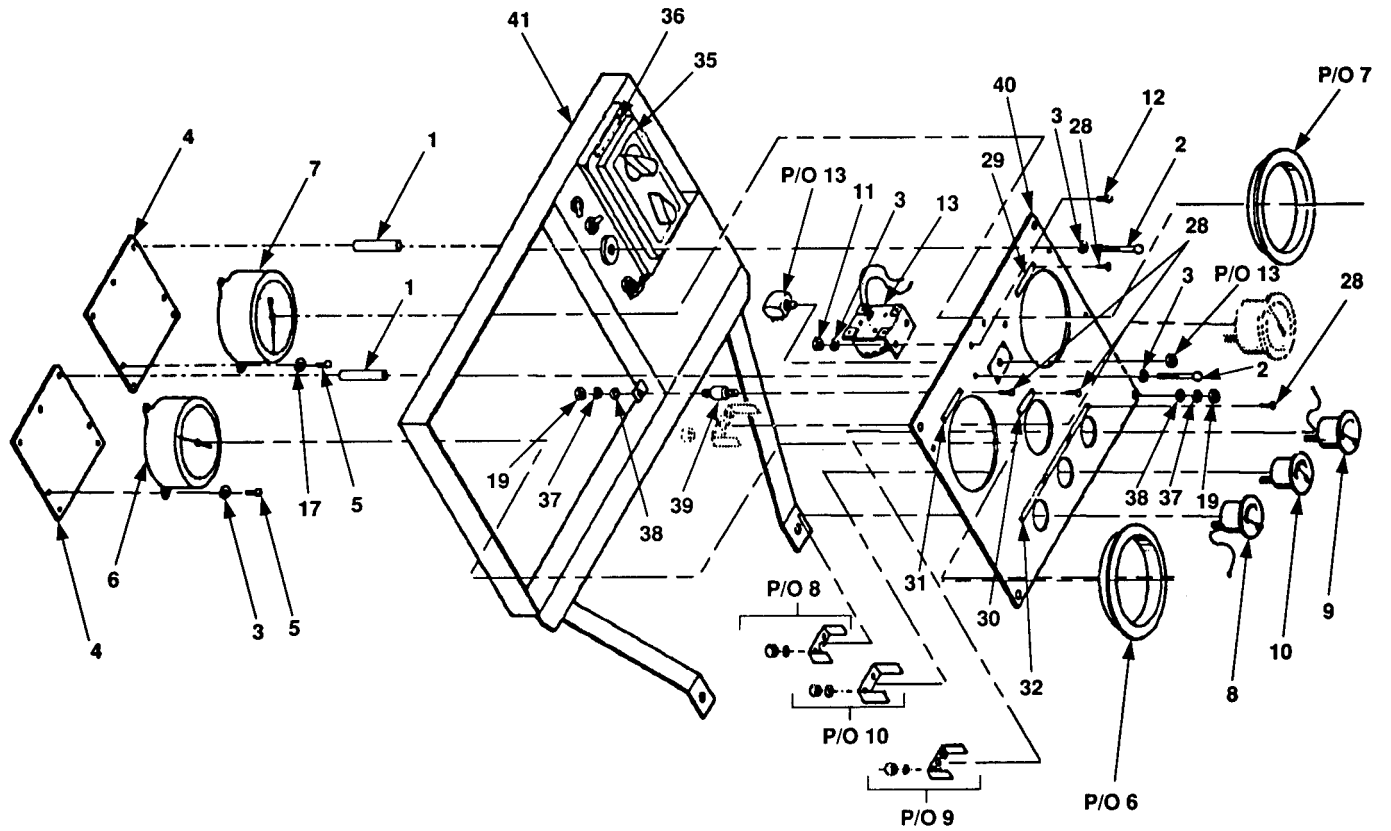


Figure 8. Control Panel (Sheet 1 of 2)

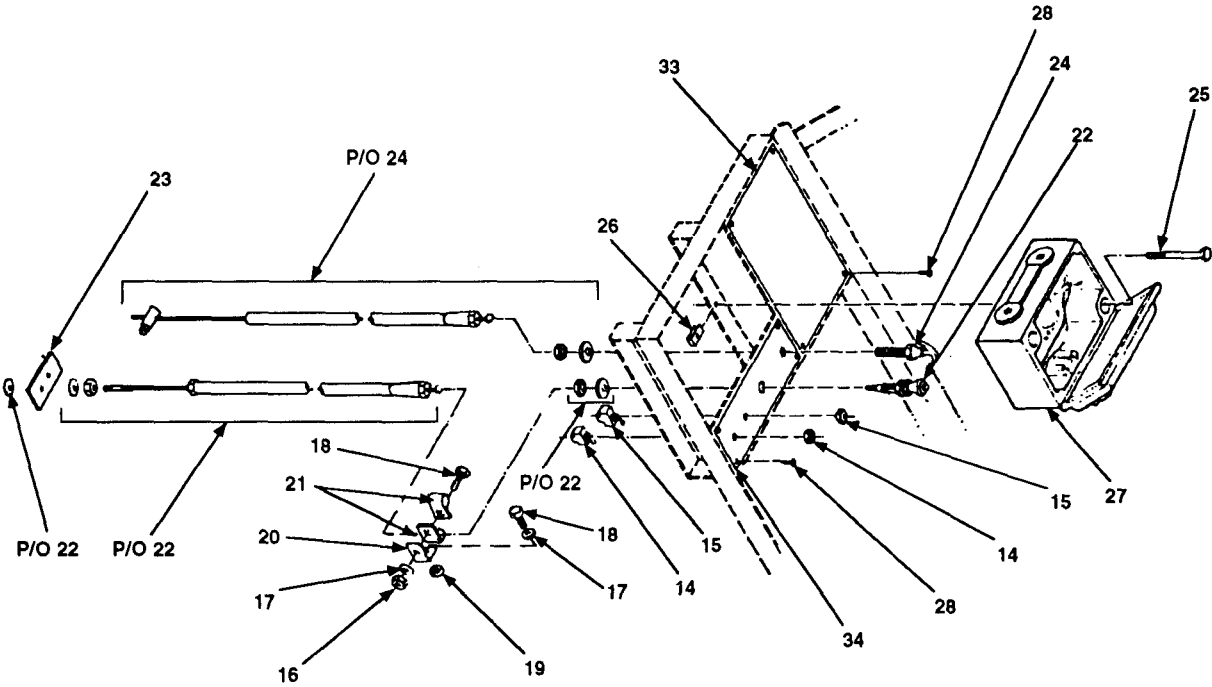


Figure 8. Control Panel (Sheet 2 of 2)

SECTION II (1) ITEM NO	(2) SMR CODE	(3) CAGEC	TM10-4320-344-24P-1 (4) PART NUMBER	(5) DESCRIPTION AND USABLE ON CODES (UOC)	(6) QTY
GROUP 05 CONTROL PANEL					
FIG. 8 CONTROL PANEL					
1	XBOZZ	25567	31411-185	SPACER, SLEEVE	8
2	PAOZZ	96906	MS35206-342	SCREW, MACHINE ROUND HEAD	8
3	PAOZZ	96906	MS35338-43	WASHER, LOCK	16
4	XBOZZ	25567	33277-012	PLATE, MOUNTING	2
5	PAOZZ	96906	MS35206-268	SCREW, MACHINE ROUND HEAD	6
6	PBOZZ	25567	26851-087	GAGE, PRESSURE, DIAL DISCHARGE PUMP, 4-1/2 IN. (52-22 LB)	1
7	PBOZZ	25567	26853-636	GAGE, VACUUM, DIAL IN SUCTION PUMP, 4-1/2 IN. (52-2555)	1
8	PBOZZ	28265	40-2503506	INDICATOR, PRESSURE (OIL) INCLUDES ATTACHING HARDWARE	1
9	PAOZZ	28265	40-2503507	INDICATOR, TEMPERATU (COOLANT) INCLUDES ATTACHING HARDWARE	1
10	PAOZZ	28265	54906	AMMETER INCLUDES ATTACHING HARDWARE	1
11	PAOZZ	96906	MS35649-202	NUT, PLAIN, HEXAGON	2
12	XBOZZ	25567	X 10-02	SCREW, MACHINE	2
13	XBOZZ	27646	210308	HORN, ELECTRICAL	1
14	PBOZZ	28265	40-2503015	SWITCH, LOCK, IGNITIO STARTER	1
15	PBOZZ	25567	27347-471	SWITCH, TOGGLE	1
16	PAOZZ	96906	MS35649-282	NUT, PLAIN, HEXAGON	5
17	PAOZZ	96906	MS35335-89	WASHER, LOCK	6
18	PAOZZ	96906	MS35206-243	SCREW, MACHINE	6
19	PAOZZ	96906	MS51967-2	NUT, PLAIN, HEXAGON 1/4 IN	12
20	PBOZZ	25567	33243-021	BRACKET, ANGLE	3
21	PAOZZ	25567	27111-321	CLAMP, LOOP	6
22	PAOZZ	25567	44232-013	CONTROL ASSEMBLY, PU MANUAL CABLE TWIST	1
23	XBOZZ	25567	34122-013	BRACKET	1
24	PAOZZ	25567	44232-016	CONTROL ASSEMBLY, PU GOVERNOR, AUTOMATIC	1
25	PAOZZ	96906	MS90728-8	SCREW, CAP, HEXAGON H ROUND HEAD, 1/ 4 IN. X 5/8 IN. LG	2
26	PAOZZ	25567	21768-690	NUT, SHEET SPRING	2
27	PBOZZ	10001	1330634	RESISTOR, VARIABLE, W	1
28	PBOZZ	96906	MS21318-14	SCREW, DRIVE	22
29	XBOZZ	25567	38811-036	PLATE, DATA, SUCTION	1
30	XBOZZ	25567	38811-038	PLATE, DATA TACHOMETER	1
31	XBOZZ	25567	38811-037	PLATE, DATA, DISCHARG	1
32	XBOZZ	25567	8811-039	PLATE, DATA GAGE ID	1
33	XBOZZ	25567	38811-046	PLATE, INSTRUCTION	1
34	XBOZZ	25567	38811-045	NAMEPLATE, SWITCH	1
35	XBOZZ	25567	38818-028	DECAL, REGULATOR PRESSURE	1
36	XBOZZ	25567	3881-044	DECAL, REGULATOR PRESSURE	1
37	PAOZZ	96906	MS35338-44	WASHER, LOCK	10
38	PAOZZ	96906	MS27183-11	WASHER, FLAT	10
39	XBOZZ	25567	24631-005	MOUNT, SANDWICH	4
40	XBOZZ	25567	33374-009	PANEL, CONTROL	1

SECTION II					
(1)	(2)	(3)	(4)	(5)	(6)
ITEM NO	SMR CODE	CAGEC	PART NUMBER	DESCRIPTION AND USABLE ON CODES (UOC)	QTY
41	XBOFF	25567	41435-026	FRAME ASSEMBLY CONTROL PANEL	1
END OF FIGURE					

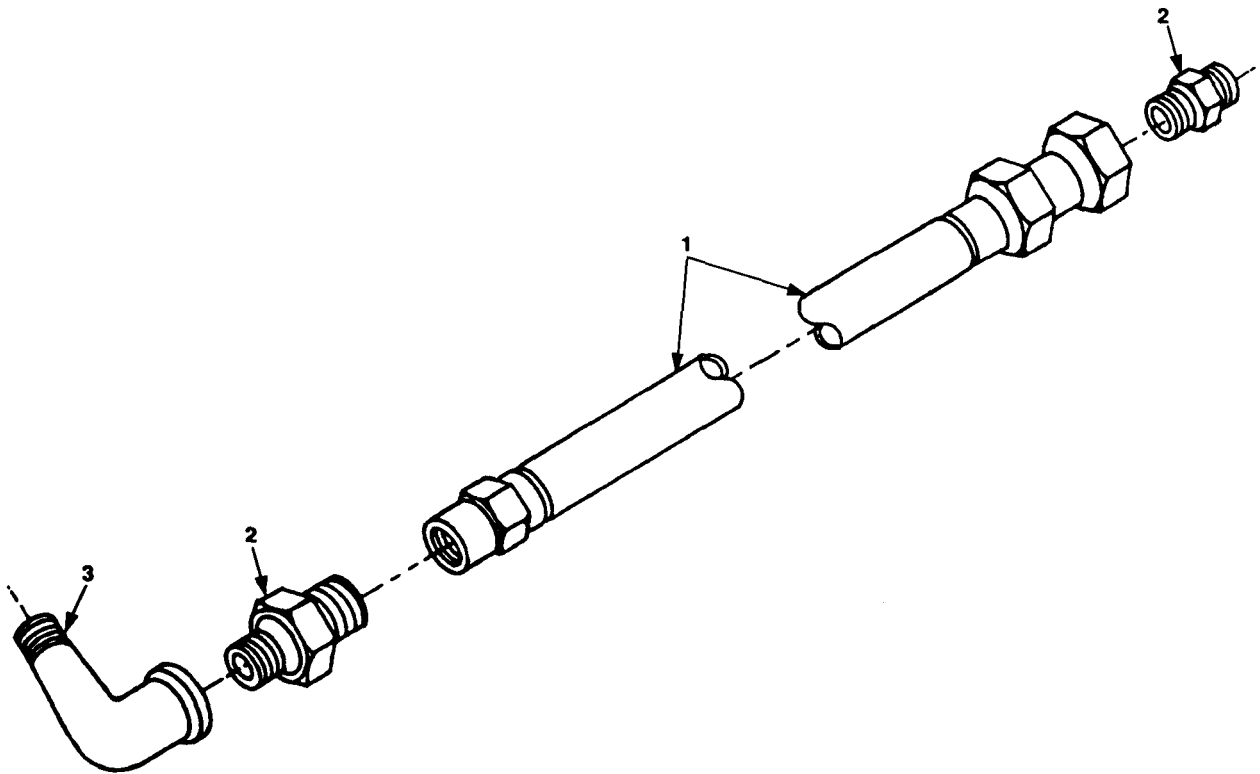


Figure 9. Hose Assemblies (Sheet 1 of 6 Suction Elbow)

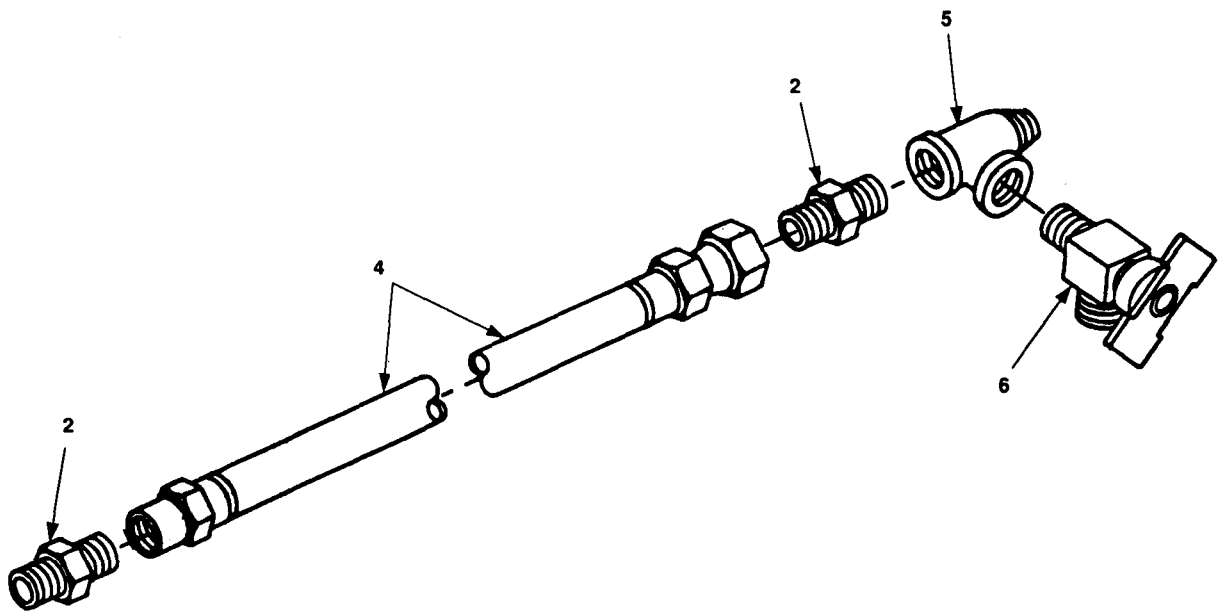


Figure 9. Hose Assemblies (Sheet 2 of 6 Discharge Elbow)

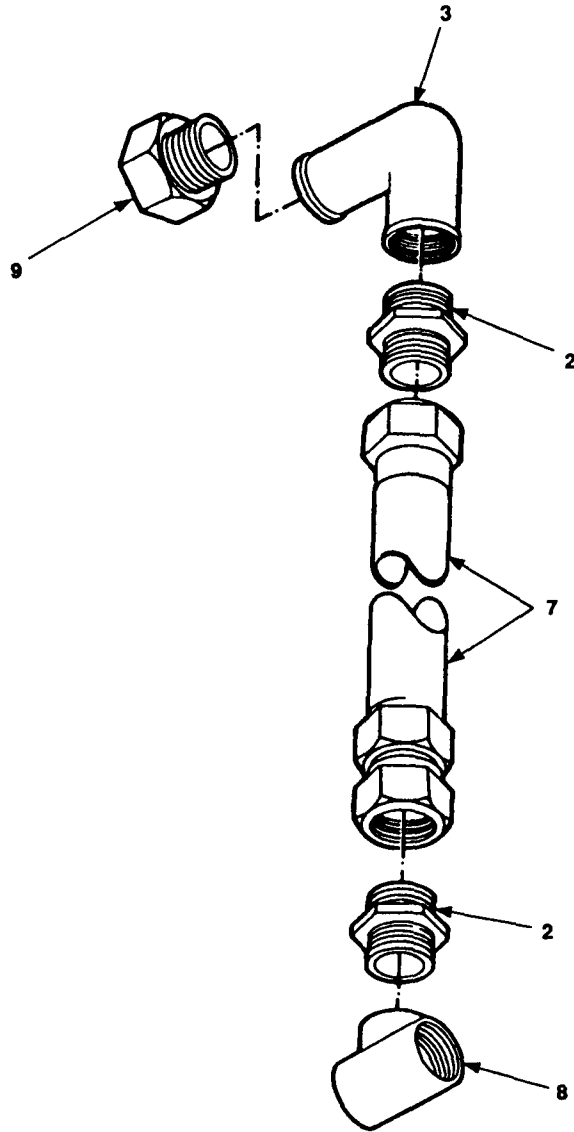


Figure 9. Hose Assemblies (Sheet 3 of 6 Suction Pump)

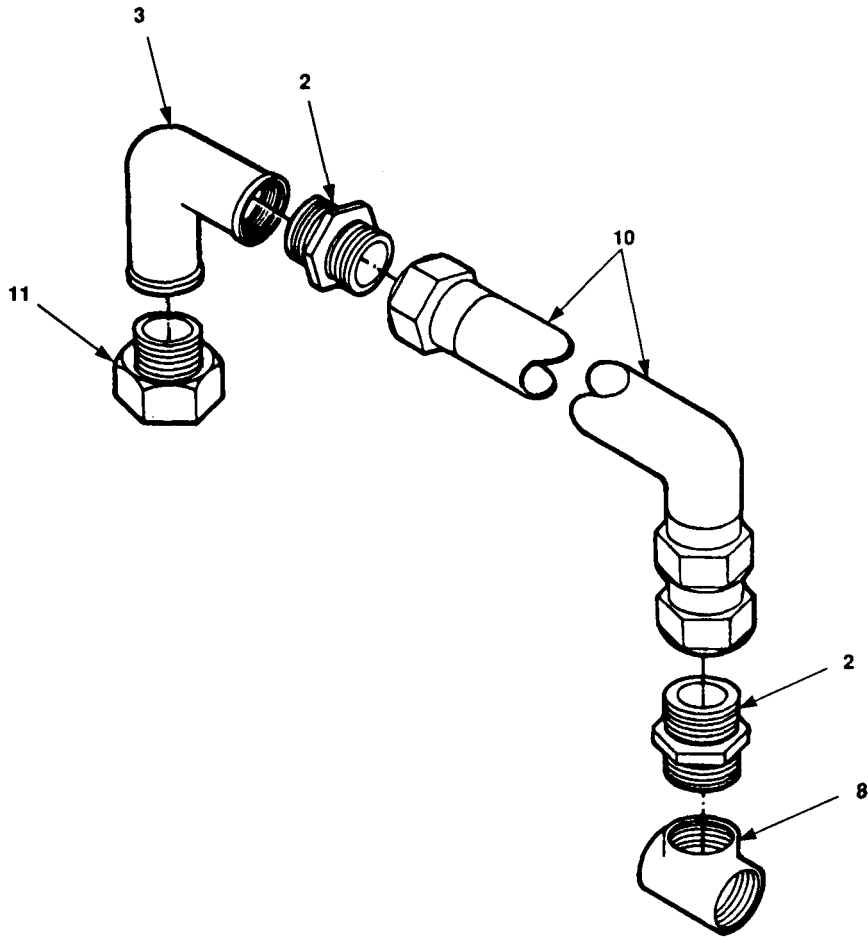


Figure 9. Hose Assemblies (Sheet 4 of 6 Discharge Pump)

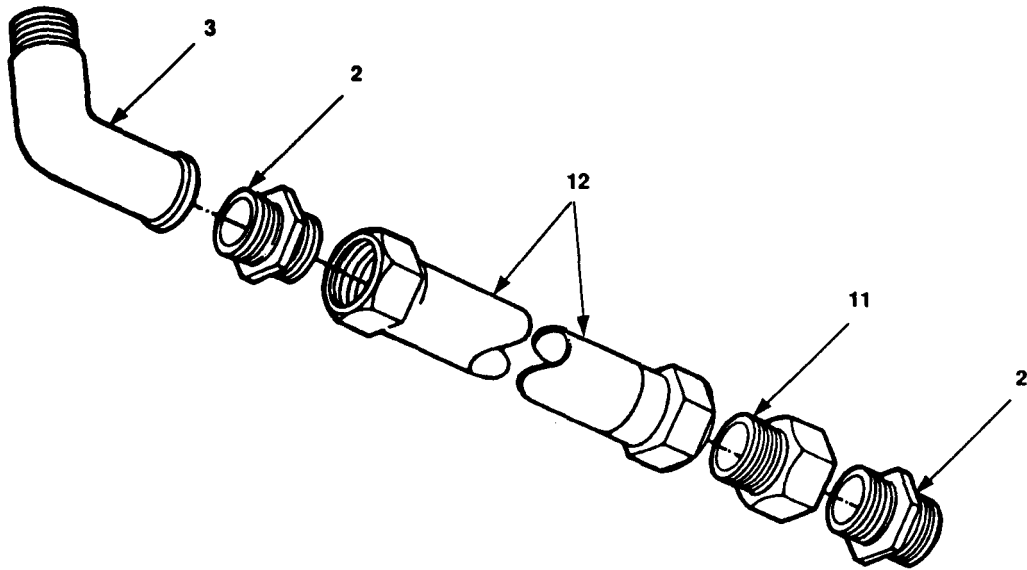


Figure 9. Hose Assemblies (Sheet 5 of 6 Speed Control)

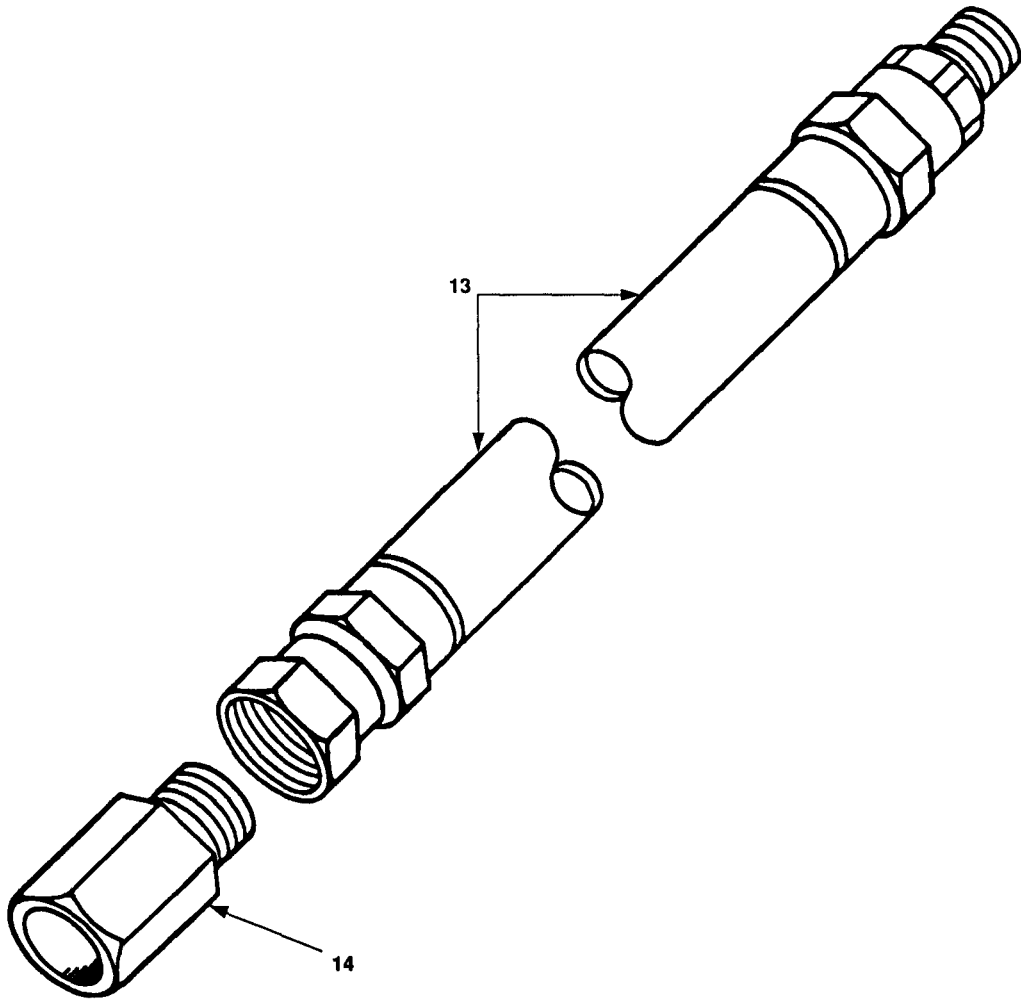


Figure 9. Hose Assemblies (Sheet 6 of 6 Oil Pressure)

SECTION II				TM10-4320-344-24P-1	
(1)	(2)	(3)	(4)	(5)	(6)
ITEM NO	SMR CODE	CAGEC	PART NUMBER	DESCRIPTION AND USABLE ON CODES (UOC)	QTY
GROUP 05 CONTROL PANEL					
FIG. 9 HOSE ASSEMBLIES					
1	XBOFZ	25567	9072-B	HOSE ASSEMBLY,NONME SUCTION ELBOW	1
2	PBOZZ	25567	S01447	ADAPTER,STRAIGHT,PI 1/2 IN TO 3/8 IN	10
3	PAOZZ	25567	RS-04	ELBOW,PIPE	4
4	PAOZZ	25567	9072-F	HOSE ASSEMBLY,NONME DISCHARGE ELBOW	1
5	PBOZZ	25567	US00004	TEE,PIPE TO TUBE 3/8 IN	1
6	PAOZZ	25567	S01983	COCK,SHUTOFF,SCREW	1
7	PAOZZ	25567	46341-757	HOSE ASSEMBLY,NONME SUCTION PUMP	1
8	PAOZZ	25567	U00004	TEE,PIPE	2
9	PBOZZ	25567	S00873	DAMPENER,FLUID PRES 3/8 IN	1
10	PBOZZ	25567	9072-E	HOSE ASSEMBLY,NONME	1
11	PAOZZ	25567	T00412	NIPPLE,PIPE	2
12	PAOZZ	25567	46341-756	HOSE ASSEMBLY,NONME SPEED CONTROL	1
13	PAOZZ	25567	46341-758	HOSE ASSEMBLY,NONME OIL PRESSURE	1
14	PBOZZ	25567	S00577	COUPLING,TUBE TO FEMALE,1/4 IN	1

END OF FIGURE

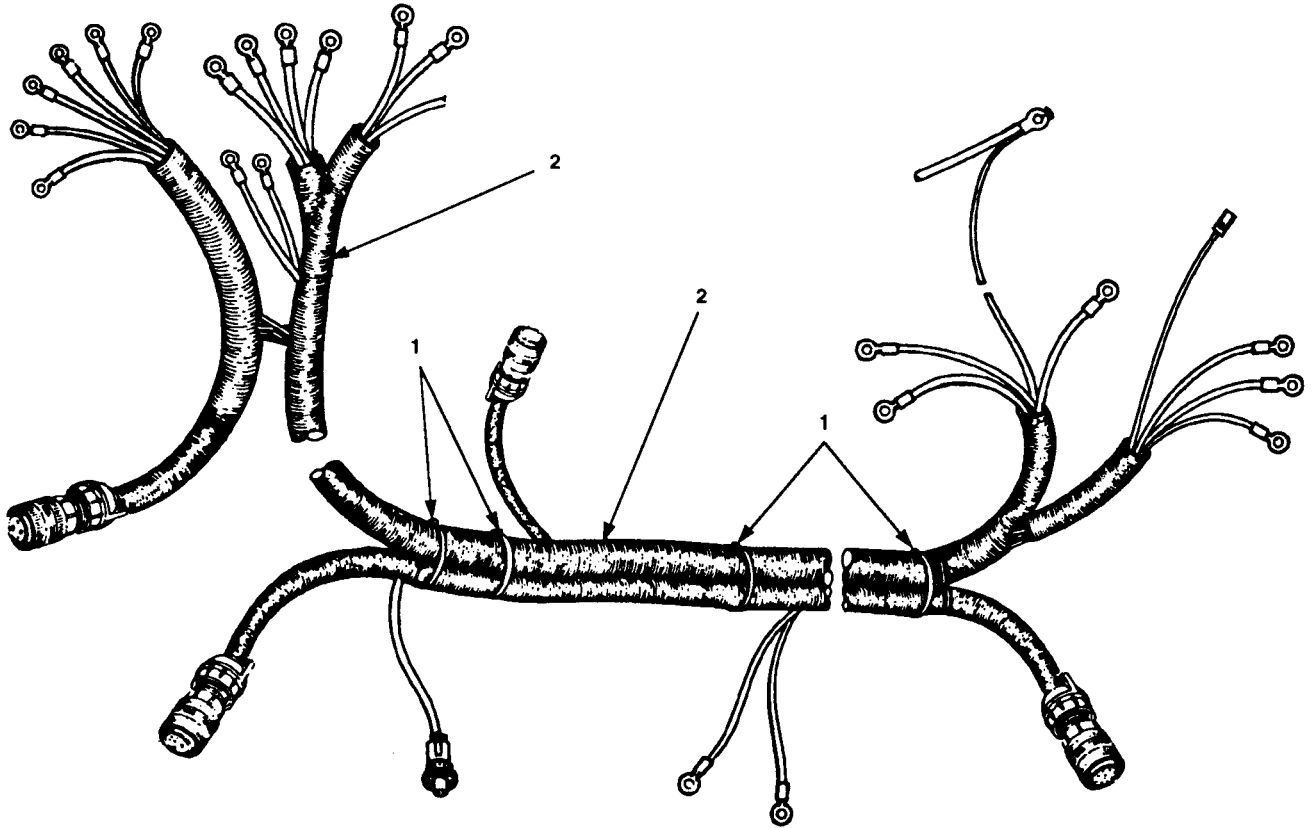


Figure 10. Harness Assembly, Pumping Assembly (Sheet 1 of 2)

Wire	Detail Configuration	Wire Run				Wire Item No.	Wire Length
		From	Terminal Item No.	To	Terminal Item No.		
1		SS1-?		AM-		21 inches	
2		AM-		A1t		80 inches	
3		AR-B		FS		78 inches	
4		AR-B		SS1-?		23 inches	
5		SS1-?		SS2-?		3 inches	
6		AH-G		AR-G		8 inches	
7		SR-?		CMR-?		26 inches	
8		AR-B		LOP		12 inches	
9		AR-B		HT		10 inches	
10		SS2-?		PR-B		18 inches	
11		SS1-?		SS2-?		3 inches	
12		SS2-?		PR-D		18 inches	
13		ILS		SR-?		38 inches	
14		SS2-?		PR-C		18 inches	
15		SS2-?		ILS		49 inches	
16		AH-+		AR-NO		18 inches	
17		PR-A		Battery		113 inches	
18		CMR-+		Battery		38 inches	
19		AM-+		SR-?		85 inches	
20		CMR-+		Battery		65 inches	

Figure 10. Harness Assembly, Pumping Assembly (Sheet 2 of 2)

SECTION II (1)	SMR (2)	CAGEC (3)	PART (4)	DESCRIPTION AND USABLE ON CODES (UOC) (5)	QTY (6)
ITEM NO	CODE		NUMBER		
				TM10-4320-344-24P-1	
				GROUP 06 MAIN WIRING HARNESS	
				FIG. 10 HARNESS ASSEMBLY, PUMPING ASSEMBLY	
1	PBOZZ	25567	27111-222	BAND,WIRE STRAND	V
2	PBOZZ	25567	47381-012	CABLE ASSEMBLY,POWE	1
				END OF FIGURE	

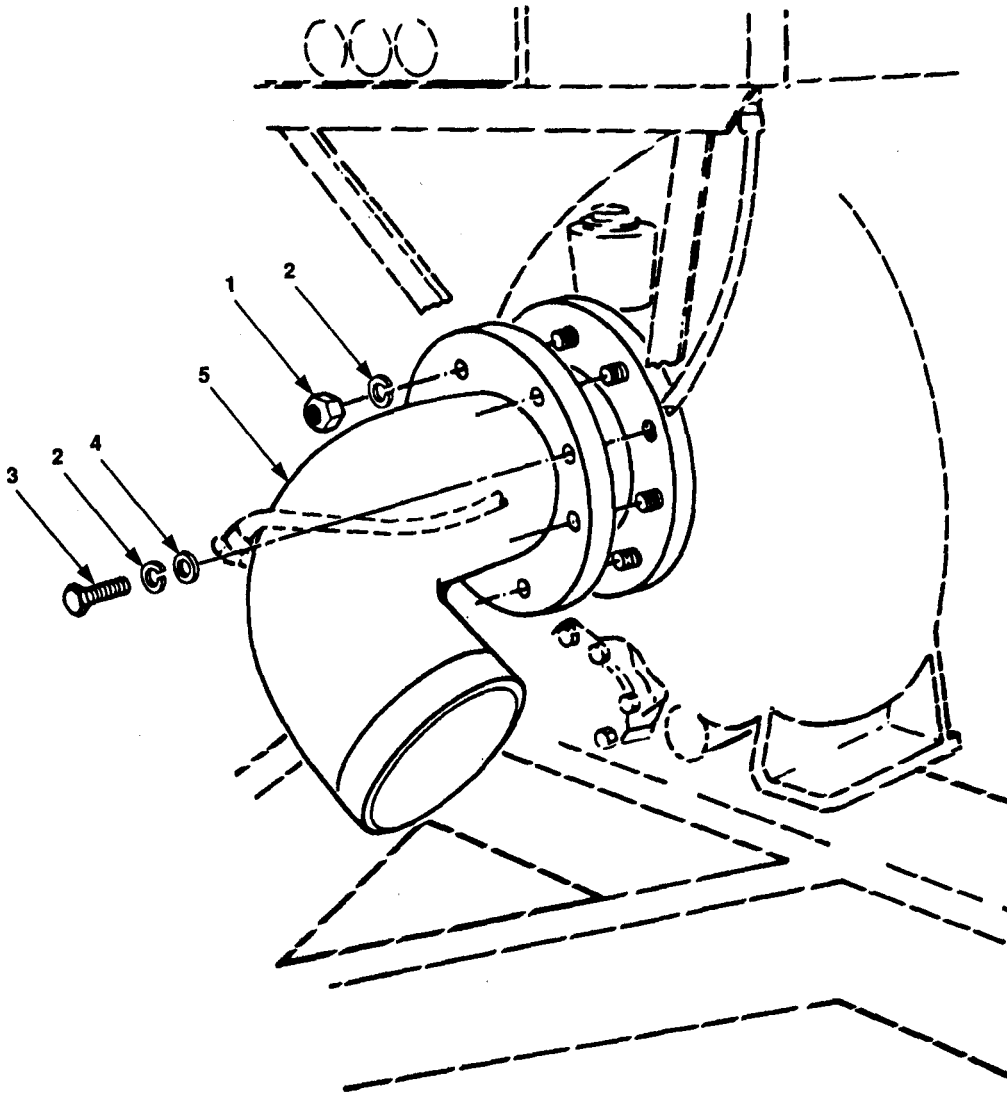


Figure 11. Suction Elbow

SECTION II (1)	SMR (2)	CAGEC (3)	PART (4)	DESCRIPTION AND USABLE ON CODES (UOC) (5)	QTY (6)
NO	CODE		NUMBER		
TM10-4320-344-24P-1					
GROUP 07 PUMPING ASSEMBLY					
FIG. 11 SUCTION ELBOW					
1	PBOZZ	96906	MS51967-23	NUT,PLAIN,HEXAGON 3/4 IN	6
2	PBOZZ	96906	MS35338-51	WASHER,LOCK	8
3	PBOZZ	96906	MS90728-188	SCREW,CAP,HEXAGON H	2
4	PBOZZ	96906	MS27183-23	WASHER,FLAT	2
5	XBOZZ	25567	38647-916	ELBOW,SUCTION 6.0 IN	1
END OF FIGURE					

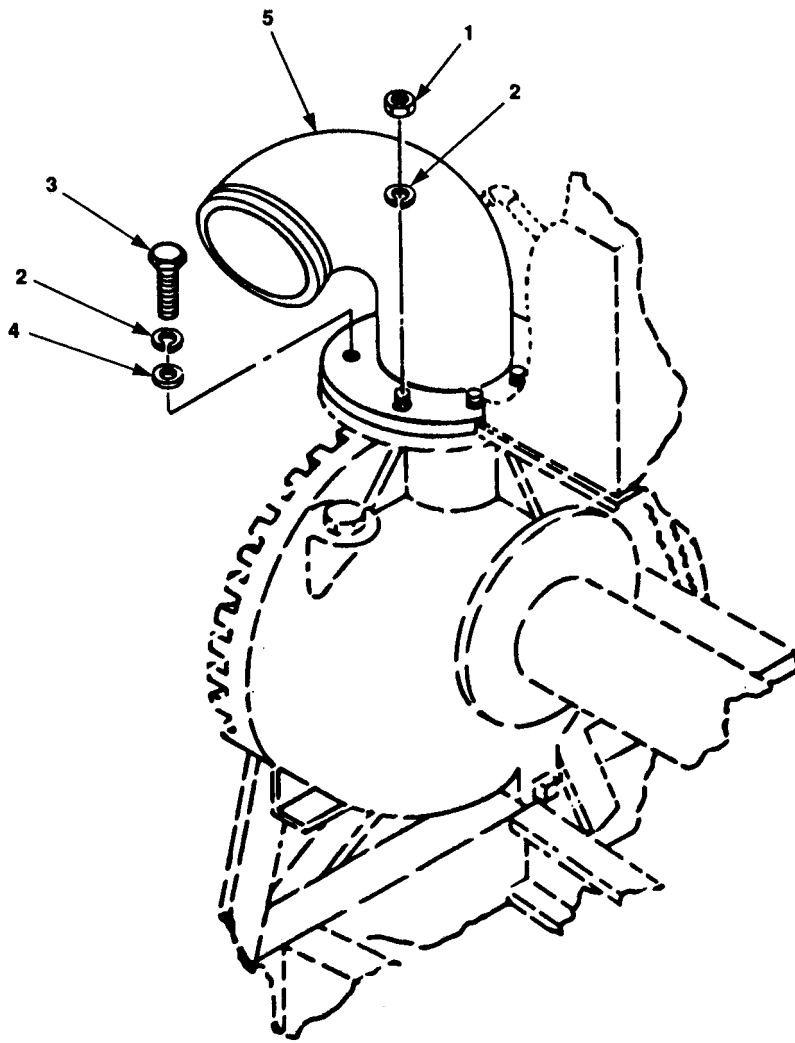


Figure 12. Discharge Elbow

SECTION II		TM10-4320-344-24P-1			
(1)	(2)	(3)	(4)	(5)	(6)
ITEM NO	SMR CODE	CAGEC	PART NUMBER	DESCRIPTION AND USABLE ON CODES (UOC)	QTY
GROUP 07 PUMPING ASSEMBLY					
FIG. 12 DISCHARGE ELBOW					
1	PBOZZ	96906	MS51967-23	NUT,PLAIN,HEXAGON 3/4 IN	6
2	PBOZZ	96906	MS35338-51	WASHER,LOCK	8
3	PAOZZ	96906	MS90728-188	SCREW,CAP,HEXAGON H	3
4	PAOZZ	96906	MS27183-23	WASHER,FLAT	3
5	XBOZZ	25567	38647-915	ELBOW,DISCHARGE 6.0 IN	1
END OF FIGURE					

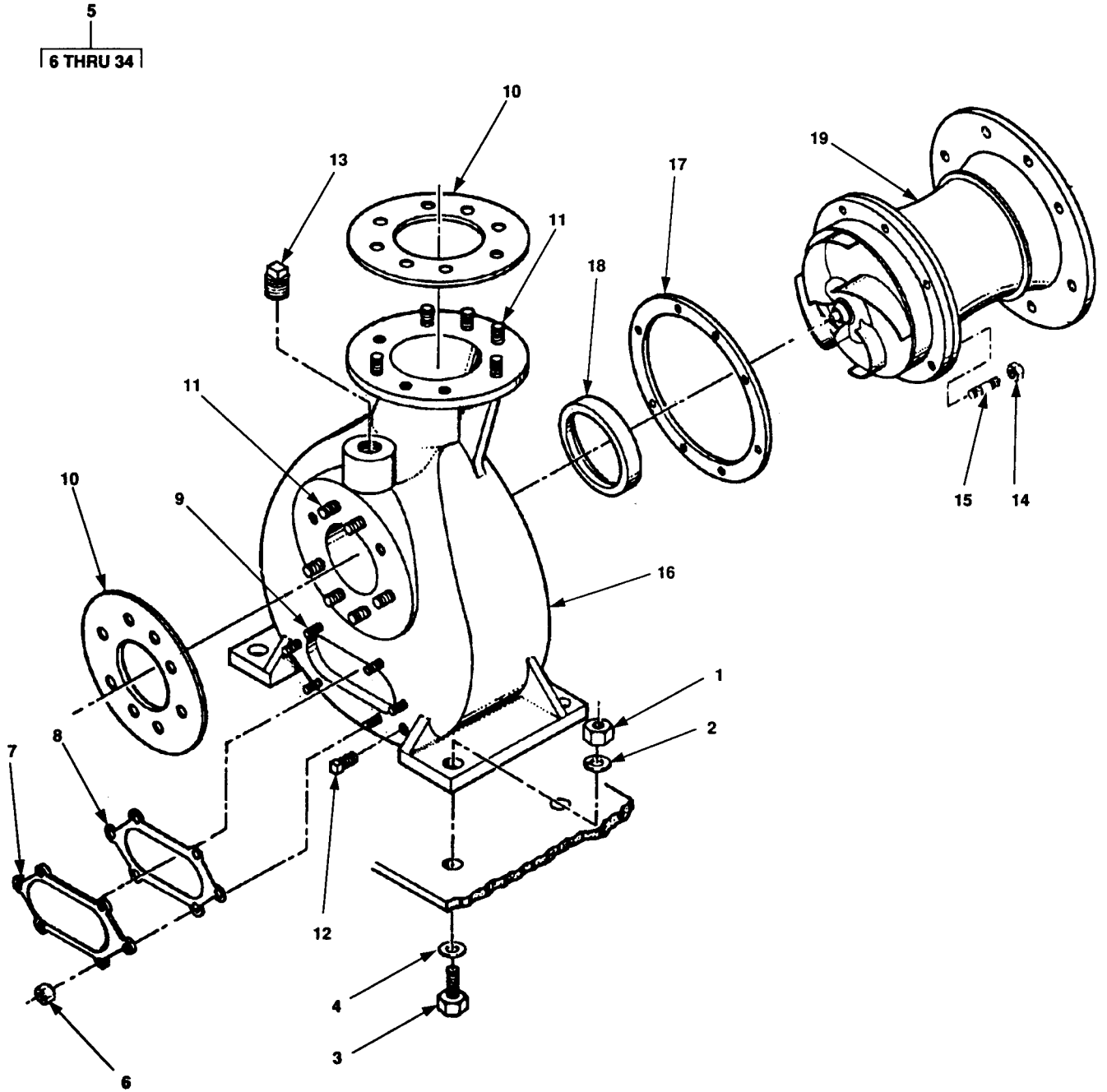


Figure 13. Pump End Assembly (Sheet 1 of 2)

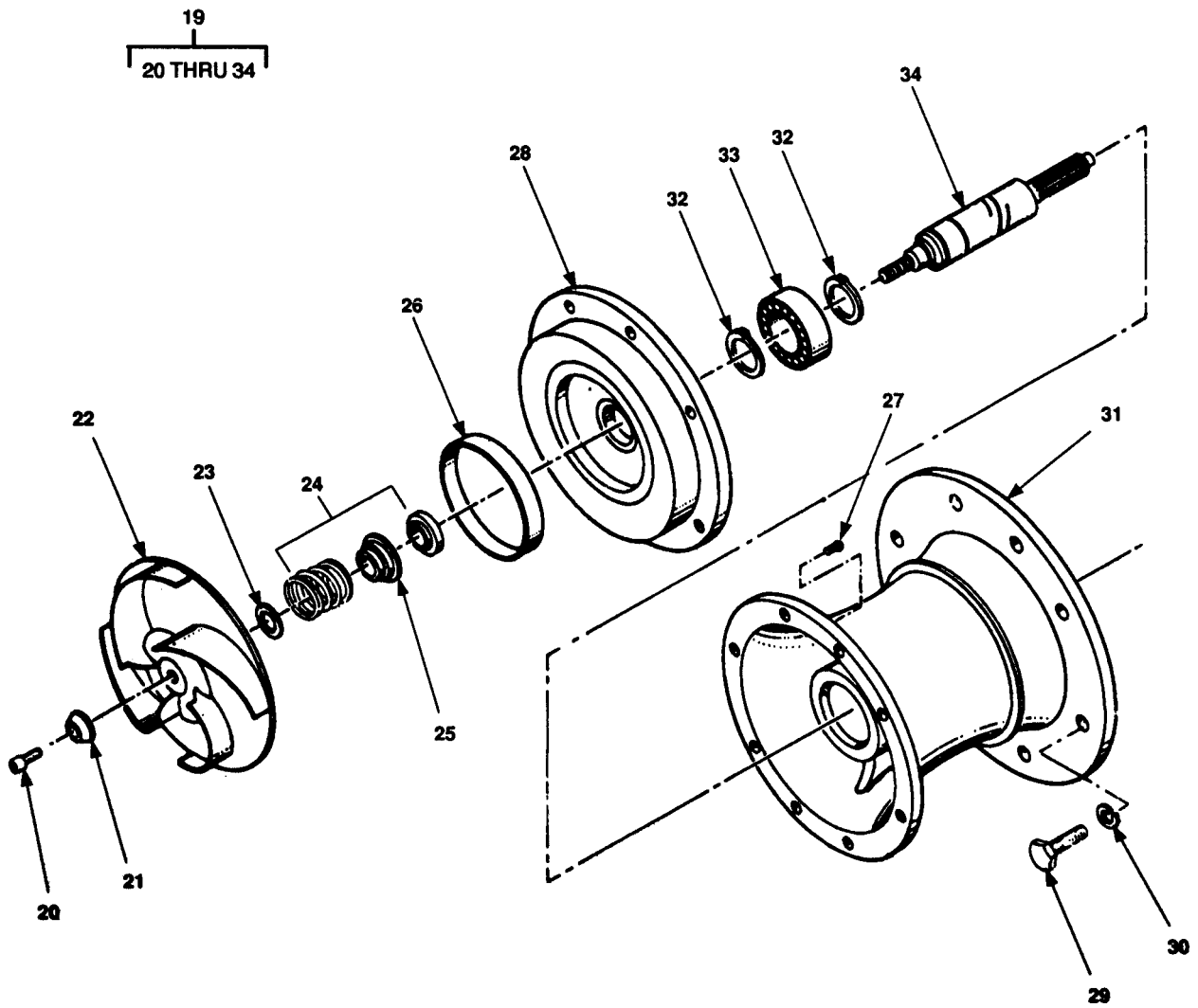


Figure 13. Pump End Assembly (Sheet 2 of 2)

SECTION II

TM 10-4320-344-24P-1

(1) ITEM NO	(2) SMR CODE	(3) CAGEC	(4) PART NUMBER	(5) DESCRIPTION AND USABLE ON CODES (UOC)	(6) QTY
				GROUP 07 PUMPING ASSEMBLY FIG. 13 PUMP END ASSEMBLY	
1	PBFZZ	96906	MS51967-23	NUT, PLAIN, HEXAGON 3/4 IN.....	4
2	PBFZZ	96906	MS35338-51	WASHER, LOCK.....	4
3	PAFZZ	96906	MS90728-189	SCREW, CAP, HEXAGON H 2-1/4 IN X 3/4 IN.....	4
4	PBFZZ	96906	MS27183-23	WASHER, FLAT.....	4
5	PBFFF	25567	06B3-4197551011	PUMP, CENTRIFUGAL 600OGPM.....	1
6	PBFZZ	25567	D00008	.NUT, PLAIN, HEXAGON 1/2 IN.....	6
7	XBFZZ	25567	4822	.PLATE, COVER.....	1
8	PAFZZ	25567	4822G	.GASKET.....	1
9	PBFZZ	25567	C00808	.STUD, PLAIN 1/2 IN X 2.0 IN 6.....	
10	PAOZZ	25567	1679GC	.GASKET.....	2
11	PBFZZ	25567	C01211	.STUD, PLAIN 3/4 IN X 2-1/4 IN LG.....	11
12	XBOZZ	96906	MS14314-5Y	.PLUG, PIPE CASTING.....	1
13	XBOZZ	25567	P00024	.PLUG, PIPE VOLUTE.....	1
14	XBFZZ	96906	MS51967-20	.NUT, PLAIN, HEXAGON 5/8 IN.....	12
15	PBFZZ	25567	C01011	.STUD 3/4 IN X 3-1/2 IN LG.....	12
16	XBFZZ	25567	5400-C	.CASING, VOLUTE.....	1
17	PBFZZ	25567	4820G	.GASKET.....	1
18	XBFZZ	25567	5404	.RING, WEARING VOLUTE.....	1
19	PBFZZ	25567	44163-065	.PARTS KIT, CENTRIFUG.....	1
20	PAFZZ	25567	DM-1004-S	..SCREW.....	1
21	PAFZZ	25567	10278	..SPACER, SLEEVE.....	1
22	PAFZZ	25567	5401-L	..IMPELLER, PUMP, CENTR.....	1
23	PAFZZ	25567	37J	..WASHER, FLAT.....	1
24	PAFZZ	25567	25271-207	..SEAL.....	1
25	PAFZZ	25567	5086-D	..PACKING, PREFORMED.....	1
26	XDFZZ	25567	5404A4000	..RING BALANCE.....	1
27	PBFZZ	96906	MS35206-283	..SCREW, MACHINE ROUND-HEAD, 1/4 IN X..... 1/2 IN LG.....	2
28	PAFZZ	25567	5792 10010	..PLATE, RETAINING, SEA.....	1
29	PBFZZ	96906	MS90728-60	..SCREW, CAP, HEXAGON H.....	12
30	PBFZZ	96906	MS35338-46	..WASHER, LOCK.....	20
31	XBFZZ	25567	7765-E	..HOUSING ASSEMBLY INTERMEDIATE.....	1
32	PAFZZ	25567	S00215	..RING, RETAINING.....	2
33	PAFZZ	25567	23282-012	..BEARING, BALL, ANNULA.....	1
34	PBFZZ	25567	38527-027	..SHAFT, IMPELLER.....	1

END OF FIGURE

3
4 THRU 25

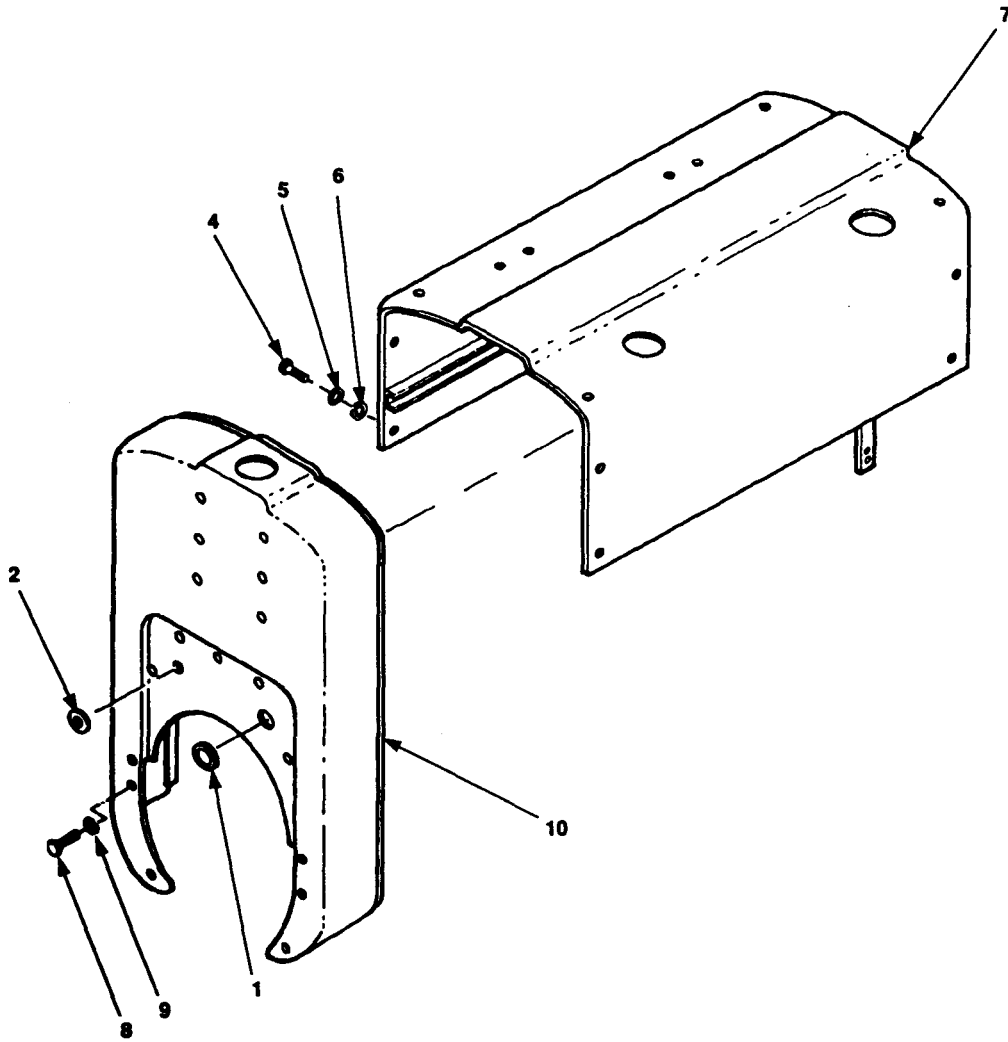


Figure 14. Hood and Attaching Parts (Sheet 1 of 2)

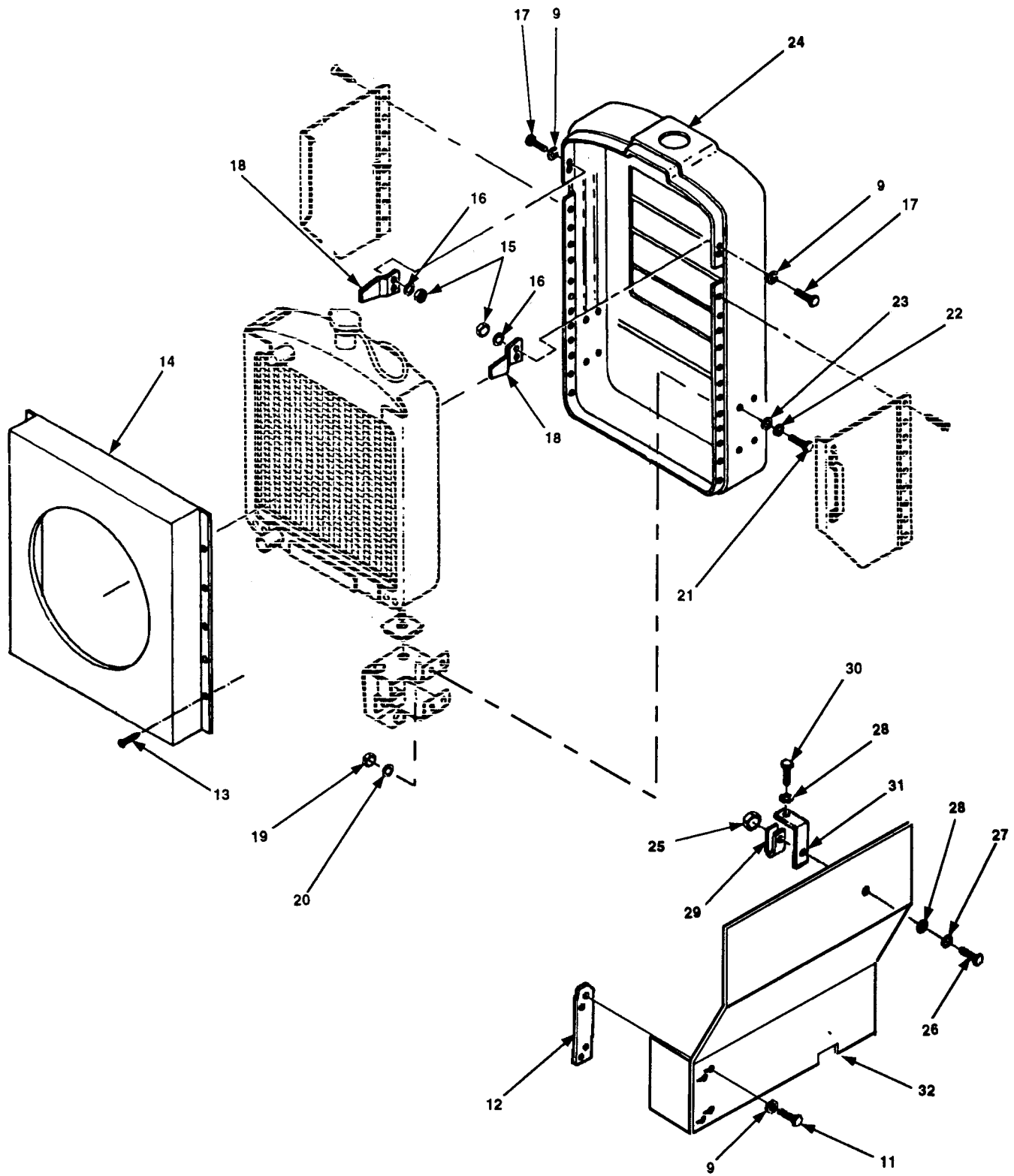


Figure 14. Hood and Attaching Parts (Sheet 2 of 2)

SECTION II

TM 10-4320-344-24P-1

(1) ITEM NO	(2) SMR CODE	(3) CAGEC	(4) PART NUMBER	(5) DESCRIPTION AND USABLE ON CODES (UOC)	(6) QTY
				GROUP 08 HOOD, REAR PANEL, AND SHIELD ASSEMBLY	
				FIG. 14 HOOD AND ATTACHING PARTS	
1	PBOZZ	25567	S00756	GROMMET, NONMETALLIC 1-1/4 IN DIA	1
2	PBOZZ	25567	27135-085	GROMMET, NONMETALLIC 2-1/2 IN DIA	1
3	XBOZZ	28265	40-3094804	HOOD AND PARTS	1
4	PAOZZ	96906	MS90728-3	.SCREW, CAP, HEXAGON H 1/4-20 X 1-1/2	16
				IN LG	
5	PAOZZ	96906	MS27183-10	.WASHER, FLAT HOOD MTG, 1/4 IN 20	
6	PBOZZ	96906	MS45904-68	.WASHER, LOCK HOOD MTG, 1/4 IN (STAR)	16
7	XBOZZ	28265	203979	.HOOD, ANTI-SQUEAK	1
8	PAOZZ	28265	4072A	.BOLT, MACHINE MTG, 3/8-16 X 3/4 IN LG	6
9	XBOZZ	96906	MS45904-76	.WASHER, LOCK REAR PANEL MTG, 3/8 IN	16
				(STAR)	
10	XBOZZ	28265	40-3895510	.PANEL, REAR.....	1
11	PBOZZ	96906	MS90726-60	.SCREW, CAP, HEXAGON H MOUNTING,	2
				3/8-16 X1.0 IN LG	
12	XBOZZ	28265	255950	.SUPPORT, HOOD	1
13	PAOZZ	28265	6179	.SCREW, MACHINE	12
14	XBOZZ	28265	285908	.SHROUD, FAN.....	1
15	PAOZZ	96906	MS51968-8	.NUT, PLAIN, HEXAGON	4
16	PAOZZ	96906	MS27183-14	.WASHER, FLAT.....	4
17	XDOZZ	28265	12049	.SCREW, CAP, HEXAGON H.....	4
18	XBOZZ	28265	40-0007131	.SUPPORT	2
19	XBOZZ	19099	BBBBB	.NUT	8
20	XBOZZ	19099	CCCCC	.STAR WASHER.....	8
21	XBOZZ	19099	FFFFF	.BOLT, MACHINE	8
22	XBOZZ	19099	DDDDD	.STAR WASHER.....	8
23	XBOZZ	19099	EEEEE	.WASHER, FLAT.....	8
24	XBOZZ	28265	40-3091303	.SHELL, RADIATOR	1
25	PBOZZ	96906	MS51967-2	NUT, PLAIN, HEXAGON 1/4 IN.....	1
26	PBOZZ	96906	MS90728-7	SCREW, CAP, HEXAGON H 1/4 IN X 7/8 IN	1
27	PAOZZ	96906	MS35338-44	WASHER, LOCK.....	9
28	PBOZZ	96906	MS27183-11	WASHER, FLAT.....	2
29	XBOZZ	78553	C477-017	RECEPTACLE, FRICTION	20
30	PAOZZ	96906	MS90728-62	SCREW, CAP, HEXAGON H 3/8 IN.-16.....	1
31	XBOZZ	25567	34127-044	BRACKET	1
32	XBOZZ	25567	42142-062	SHIELD ASSEMBLY	1

END OF FIGURE

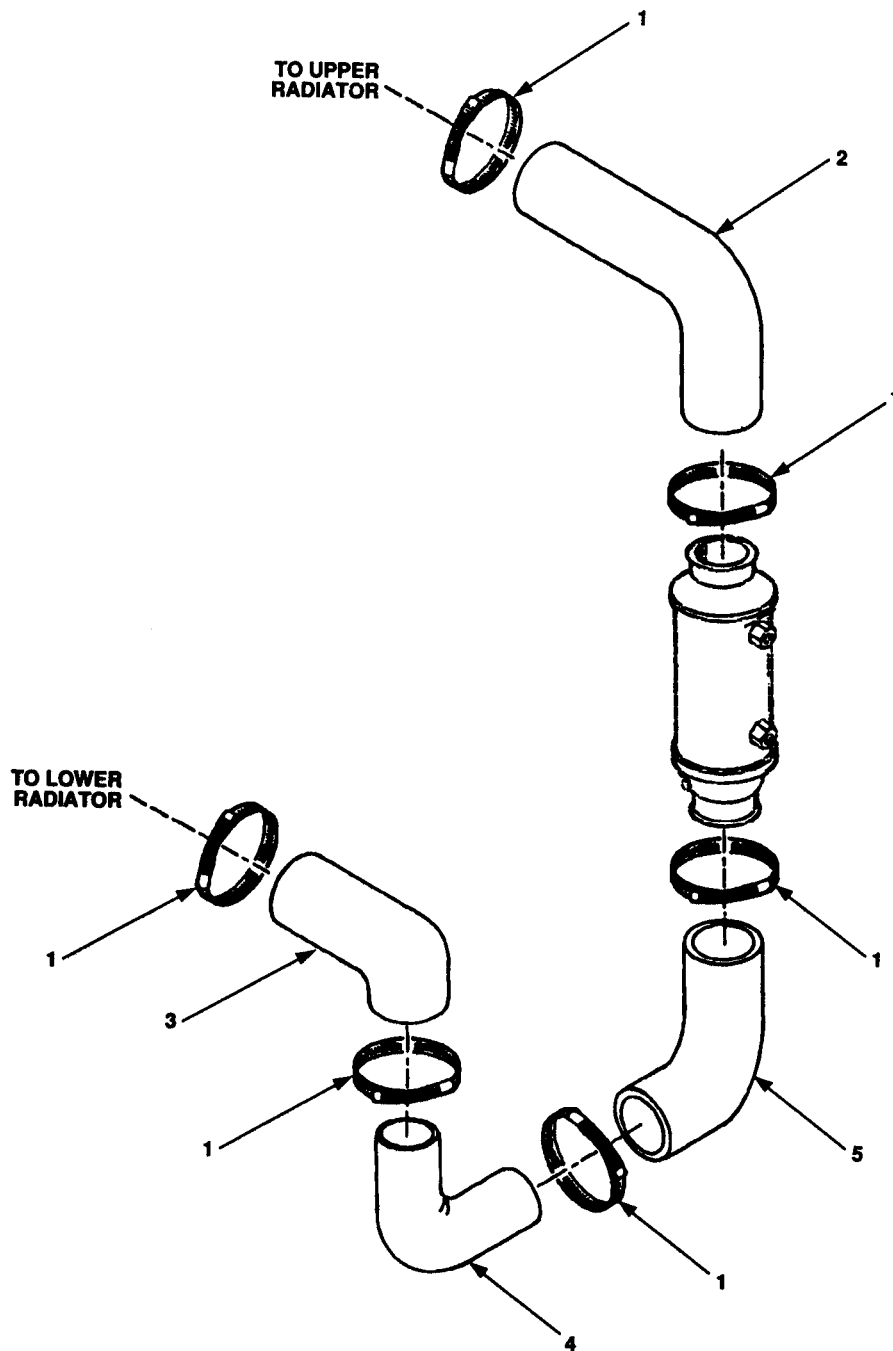


Figure 15. Cooling System Hoses

SECTION II				TM10-4320-344-24P-1	
(1)	(2)	(3)	(4)	(5)	(6)
ITEM	SMR		PART		
NO	CODE	CAGEC	NUMBER	DESCRIPTION AND USABLE ON CODES (UOC)	QTY
GROUP 09 RADIATOR ASSEMBLY					
FIG. 15 COOLING SYSTEM					
1	PBOZZ	96906	MS35842-13	CLAMP,HOSE	6
2	PBOZZ	28265	40-0006807	HOSE ASSEMBLY,NONME OUTLET TO WATER INLET	1
3	PBOZZ	28265	40-001073	ELBOW,HOSE WATER AT RADIATOR	1
4	PBOZZ	28265	255685	ELBOW,HOSE METAL PIPE (BETWEEN TWO LOWER ELBOWS)	1
5	PBOZZ	28265	40-0006804	ELBOW,HOSE WATER AT OIL COOLER	1
END OF FIGURE					

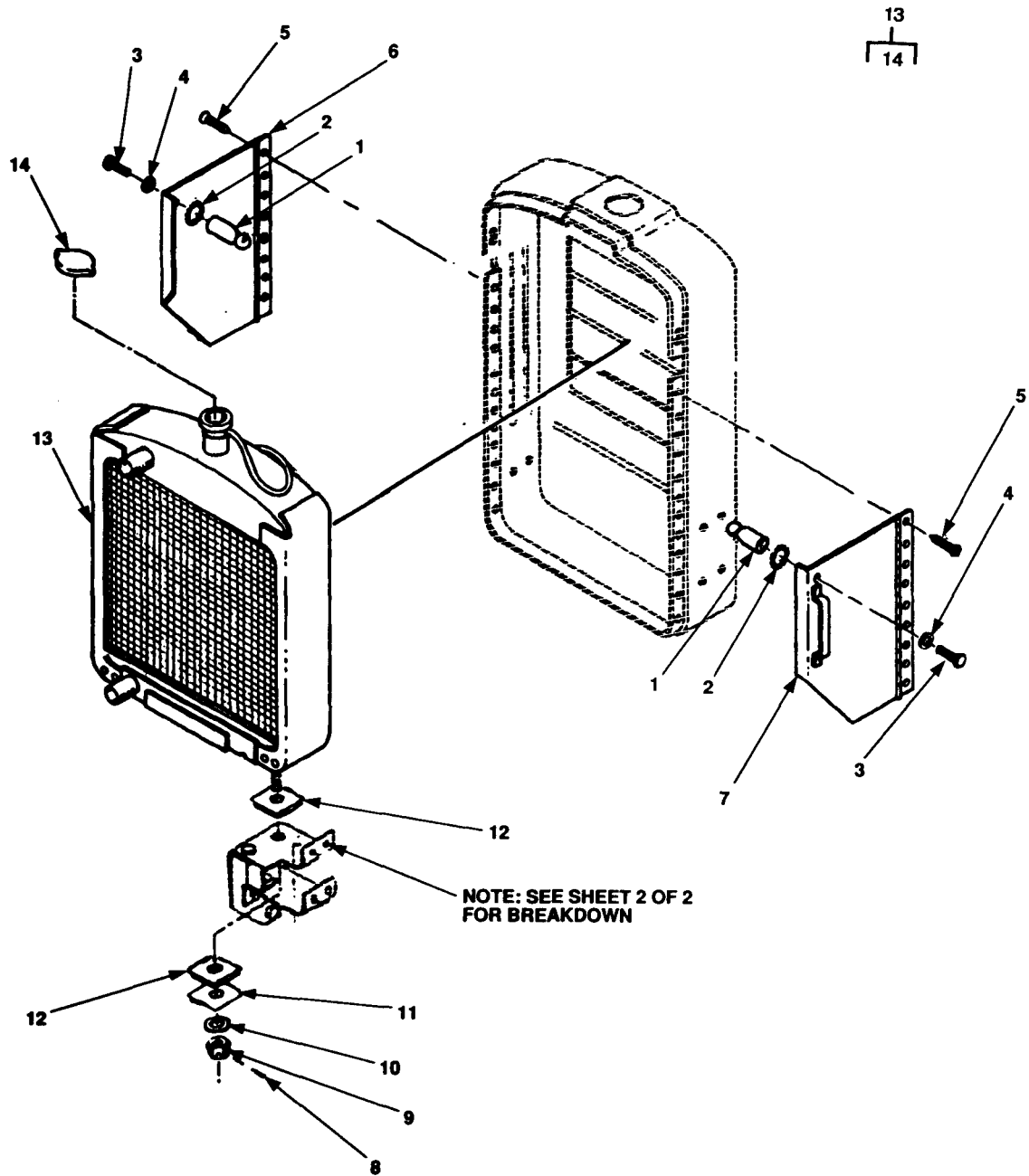


Figure 16. Radiator, Radiator Shell, Shroud, and Support Brackets (Sheet 1 of 2)

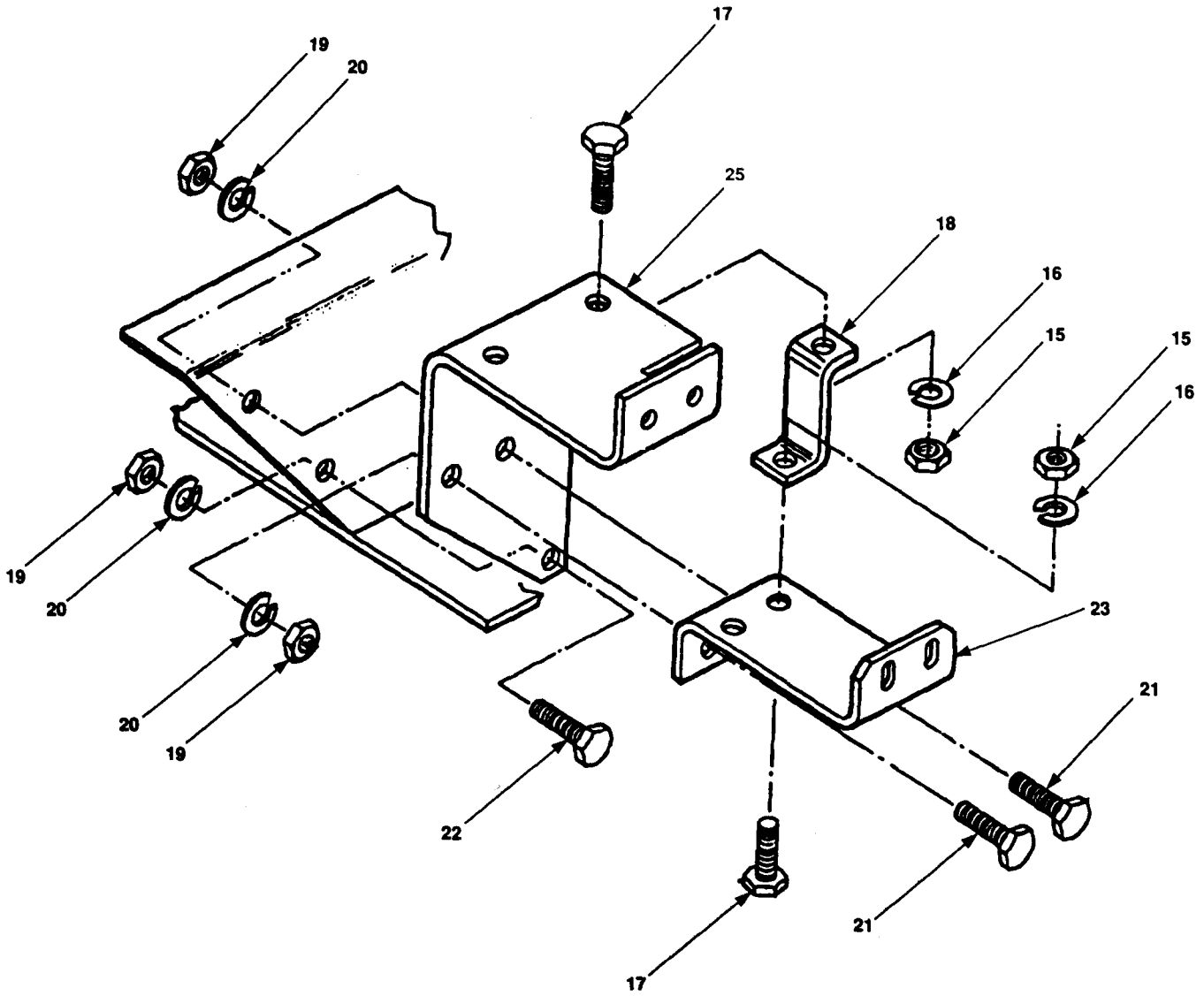


Figure 16. Radiator, Radiator Shell, Shroud, and Support Brackets (Sheet 2 of 2)

SECTION II (1)	ITEM (2)	(3)	TM10-4320-344-24P-1 (4)	(5)	(6)
NO	SMR CODE	CAGEC	PART NUMBER	DESCRIPTION AND USABLE ON CODES (UOC)	QTY
GROUP 09 RADIATOR ASSEMBLY					
FIG. 16 RADIATOR, RADIATOR SHELL, SHROUD, AND SUPPORT BRACKET					
1	PBOZZ	25567	22814-501	STUD,BALL	2
2	PBOZZ	96906	MS35338-45	WASHER,LOCK	2
3	PBOZZ	96906	MS90728-32	BOLT,MACHINE ROUND HEAD	2
4	PBOZZ	96906	MS27183-12	WASHER,FLAT	6
5	PAOZZ	96906	MS51861-34	SCREW,TAPPING	16
6	XBOZZ	25567	42142-071	PANEL ASSEMBLY RIGHT SIDE	1
7	XBOZZ	25567	42142-072	PANEL ASSEMBLY LEFT SIDE	1
8	XBOZZ	28265	302	PIN,COTTER	2
9	XBOZZ	28265	4-A	NUT,PLAIN,CASTELLAT	2
10	XBOZZ	28265	29750-A	WASHER,FLAT	2
11	XBOZZ	28265	29739	MOUNT,RESILIENT	2
12	XBOZZ	28265	203869	MOUNT,RESILIENT	4
13	PBOFF	28265	40-3094001	RADIATOR,ENGINE COO	1
14	PBOZZ	28265	40-0026701	CAP,FILLER OPENING	1
15	PBOZZ	96906	MS51968-8	NUT,PLAIN,HEXAGON	8
16	PBOZZ	96906	MS35338-46	WASHER,LOCK	8
17	PBOZZ	96906	MS90727-60	SCREW,CAP,HEXAGON H	4
18	XBOZZ	28265	40-0007130	BRACKET,DOUBLE ANGL	2
19	PBOZZ	96906	MS51967-14	NUT,PLAIN,HEXAGON	6
20	PBOZZ	96906	MS35338-67	WASHER,LOCK	6
21	PBOZZ	96906	MS90728-111	SCREW,CAP,HEXAGON H 1/2-13X 3/4 IN.LG	4
22	PBOZZ	28265	1000-12293	SCREW,CAP,HEXAGON H	2
23	XBOZZ	28265	40-0007205	BRACKET,SUPPORT UPPER	2
24	XBOZZ	28265	40-3091202	SUPPORT,RADIATOR LEFT HAND	1
25	XBOZZ	28265	40-3091201	SUPPORT,RADIATOR RIGHT HAND	1

END OF FIGURE

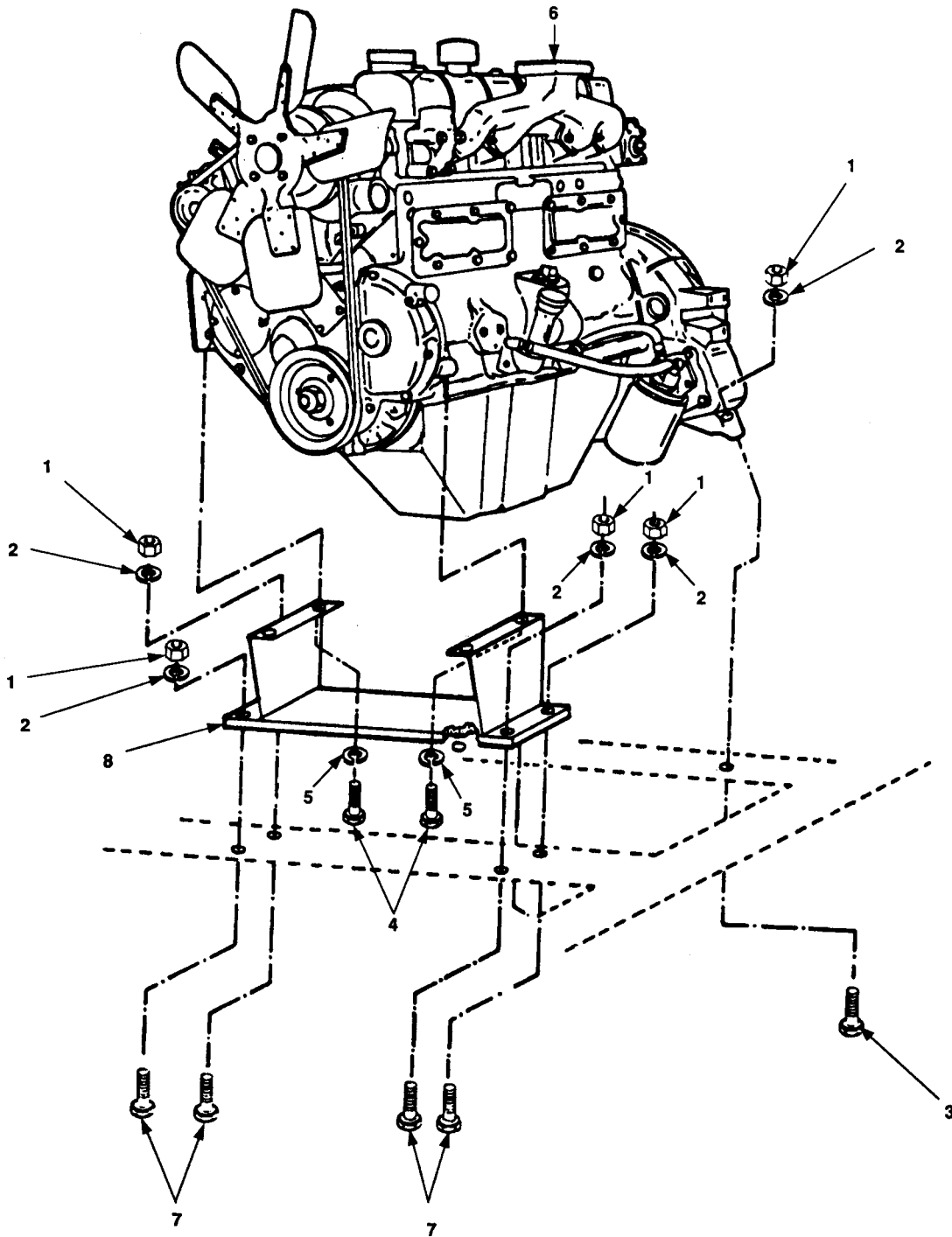


Figure 17. Engine and Mounting Hardware

SECTION II (1)	SMR (2)	CAGEC (3)	PART (4)	DESCRIPTION AND USABLE ON CODES (UOC) (5)	QTY (6)
NO	CODE		NUMBER		
				GROUP 10 ENGINE ASSEMBLY	
				FIG. 17 ENGINE AND MOUNTING HARDWARE	
1	PBFZZ	96906	MS51967-20	NUT,PLAIN,HEXAGON 5/8 IN	6
2	PBFZZ	96906	MS35338-50	WASHER,LOCK 5/8 IN	6
3	PBFZZ	96906	MS90728-165	SCREW,CAP,HEXAGON H 5/8 IN X 2-1/2 IN LG	2
4	PBFZZ	96906	MS90728-111	SCREW,CAP,HEXAGON H 1/2 IN. X 1-1/ 2 IN. LG	4
5	PBFZZ	28265	13596A	WASHER,LOCK 1/2 IN.,(STAR)	4
6	PAFHH	28265	9002522283	ENGINE,DIESEL WHITE D3400TX283	1
7	PBFZZ	96906	MS90728-163	SCREW,CAP,HEXAGON H 5/8 IN.X 2.0 IN.LG	4
8	XBFZZ	28265	40-3091401	SUPPORT,FRONT	1
				END OF FIGURE	

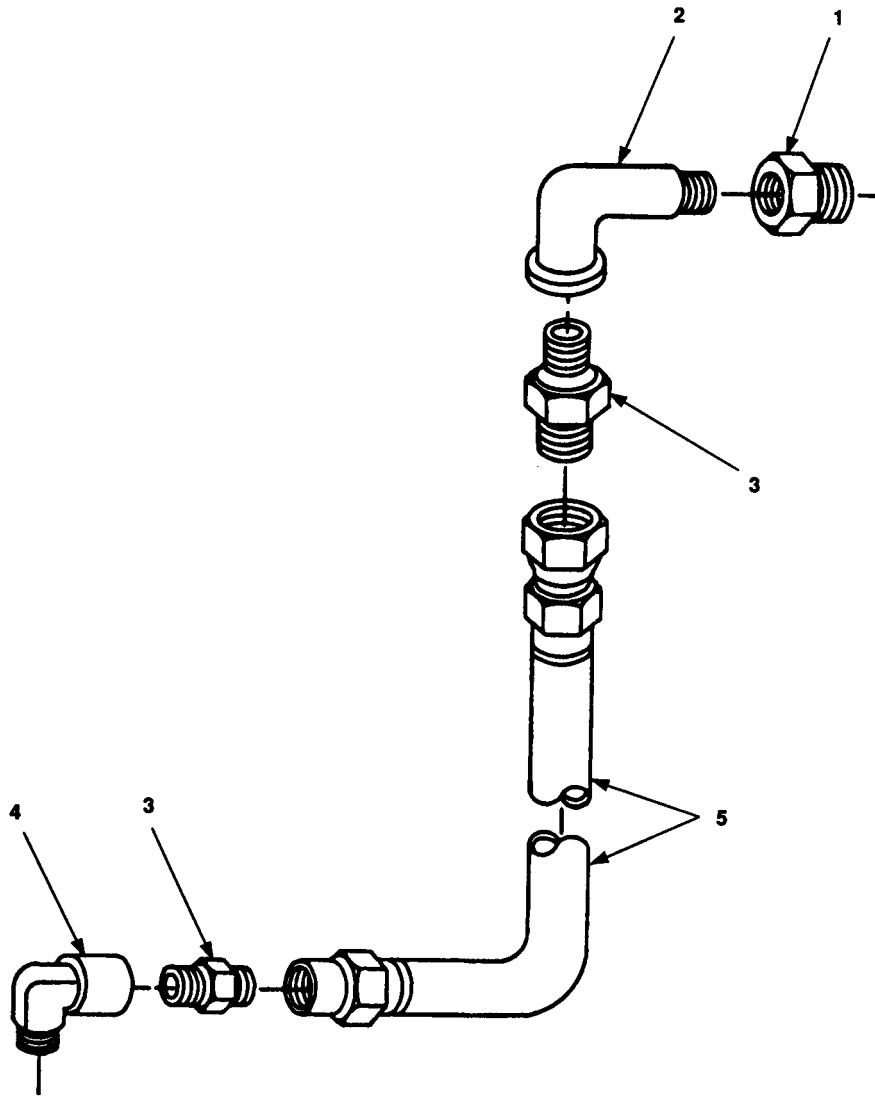


Figure 18. Hose Assembly, Fuel

SECTION II				TM10-4320-344-24P-1	
(1)	(2)	(3)	(4)	(5)	(6)
ITEM NO	SMR CODE	CAGEC	PART NUMBER	DESCRIPTION AND USABLE ON CODES (UOC)	QTY
GROUP 10 ENGINE ASSEMBLY					
FIG. 18 HOSE ASSEMBLY, FUEL					
1	PBOZZ	25567	AP00604	REDUCER,PIPE	1
2	XBOZZ	25567	RS-04	ELBOW,PIPE	1
3	PBOZZ	25567	S01447	ADAPTER,STRAIGHT,PI	2
4	XBOZZ	25567	26114-201	ELBOW,PIPE TO TUBE REDUCER	1
5	PBOZZ	25567	9072-C	HOSE ASSEMBLY,NONME FUEL PICKUP	1
END OF FIGURE					

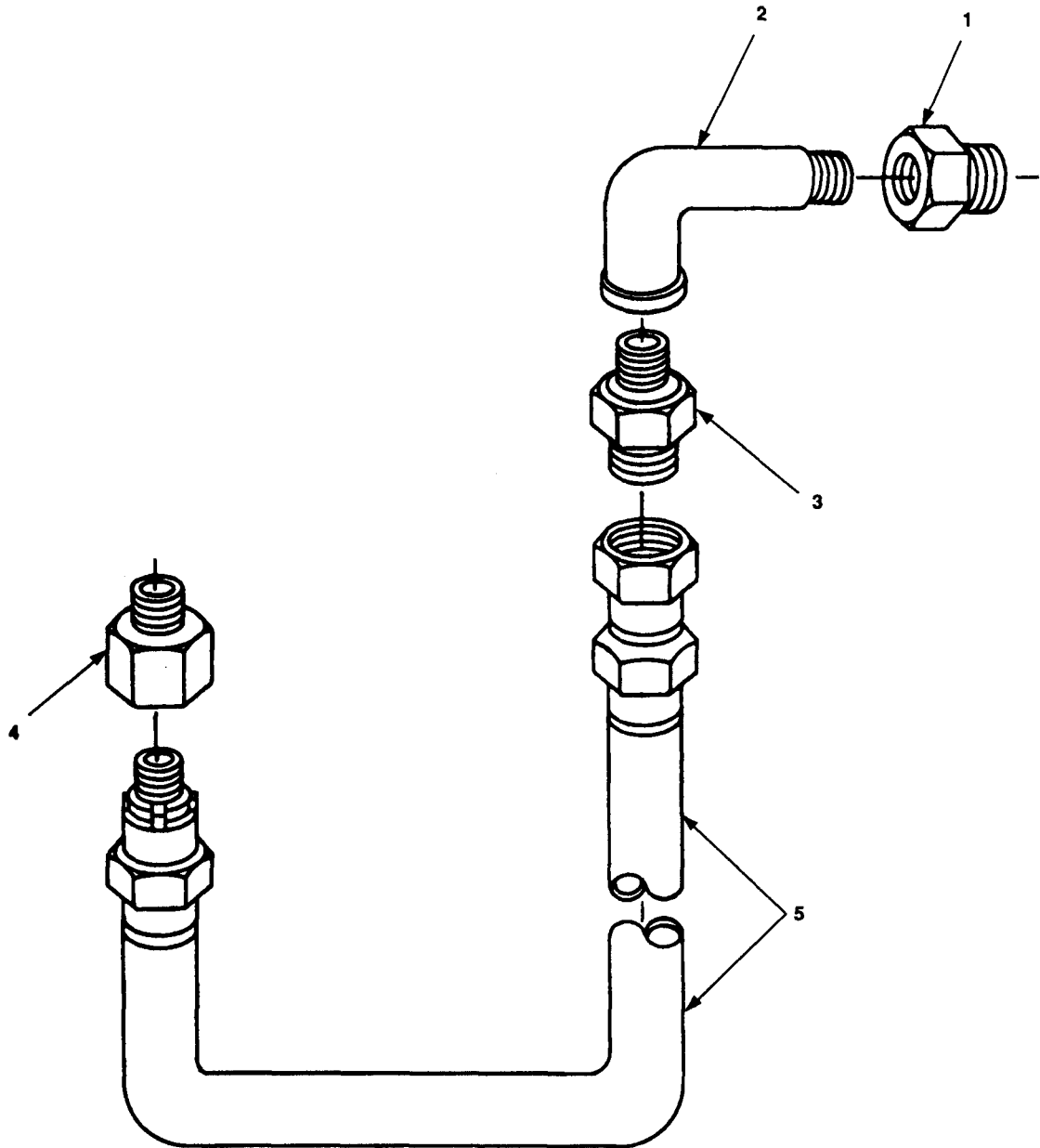


Figure 19. Hose Assembly, Fuel Return

SECTION II				TM10-4320-344-24P-1	
(1)	(2)	(3)	(4)	(5)	(6)
ITEM NO	SMR CODE	CAGEC	PART NUMBER	DESCRIPTION AND USABLE ON CODES (UOC)	QTY
GROUP 10 ENGINE ASSEMBLY					
FIG. 19 HOSE ASSEMBLY, FUEL RETURN					
1	PBOZZ	25567	AP00604	REDUCER,PIPE	1
2	XBOZZ	25567	RS-04	ELBOW,PIPE	1
3	XBOZZ	25567	S01447	ADAPTER,STRAIGHT,PI	1
4	XBOZZ	25567	26115-003	ADAPTER,STRAIGHT,PI	1
5	PBOZZ	25567	9072-K	HOSE ASSEMBLY,NONME FUEL RETURN	1
END OF FIGURE					

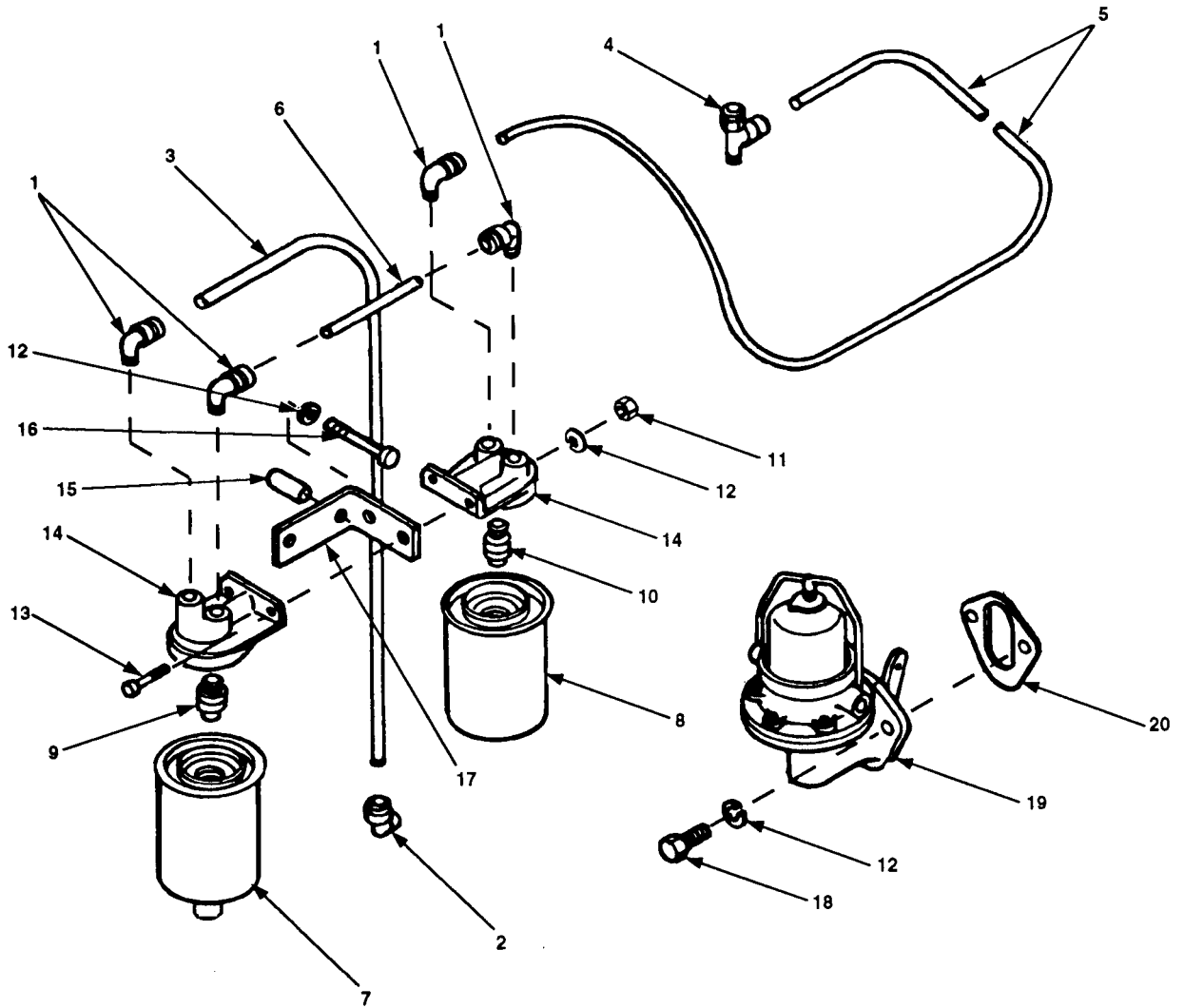


Figure 20. Fuel Filter and Transfer Pump

SECTION II

TM 10-4320-344-24P-1

(1) ITEM NO	(2) SMR CODE	(3) CAGEC	(4) PART NUMBER	(5) DESCRIPTION AND USABLE ON CODES (UOC)	(6) QTY
				GROUP 10 ENGINE ASSEMBLY	
				FIG. 20 FUEL FILTER AND TRANSFER PUMP	
1	XBOZZ	28265	40-0029902	.ELBOW, TUBE SEPARATOR -	4
2	XDOZZ	28265	40-0029914	.ELBOW, TUBE IN-TRANSFER PUMP	1
3	PAOZZ	30327	66NF-BLK	.TUBING, NONMETALLIC TO TRANSFER	1
				PUMP	
4	PBOZZ	28265	40-0005591	.TEE, TUBE TO BOSS INJECTION PUMP	1
5	PBOZZ	28265	40-0017418	.TUBE ASSEMBLY, METAL FILTER	1
				INJECTION PUMP	
6	PBOZZ	28265	40-0017412	.HOSE, NONMETALLIC	1
7	PAOZZ	12658	BF-891	.FILTER, FLUID SEPARATOR, WATER	1
8	PAOZZ	28265	40-0002514	.FILTER ELEMENT, FLUI	1
9	PBOZZ	28265	40-0001614	.HEAD, FLUID FILTER	1
10	PBOZZ	28265	40-0001616	.COUPLING, TUBE IN BASE	1
11	PBOZZ	96906	MS51967-8	.NT, PLAIN, HEXAGON	2
12	PBOZZ	28265	2012-04022	.WASHER, LOCK BASE	6
13	PBOZZ	28265	1000-12154	.SCREW	2
14	PBOZZ	28265	40-0026501	.HEAD, FLUID FILTER	2
15	XBOZZ	28265	206821	.SPACER	2
16	PBOZZ	28265	1000-14159	.SCREW, SHOULDER	2
17	XBOZZ	28265	40-0007178	.BRACKET, ANGLE MOUNTING	1
18	PAOZZ	28265	1002-16150	.SCREW, CAP, HEXAGON H	2
19	PBOZZ	28265	40-3055052	.PUMP, FUEL, CAM ACTUA	1
20	PAOZZ	28265	40-0011914	.GASKET PUMP	1

END OF FIGURE

3
4 THRU 7

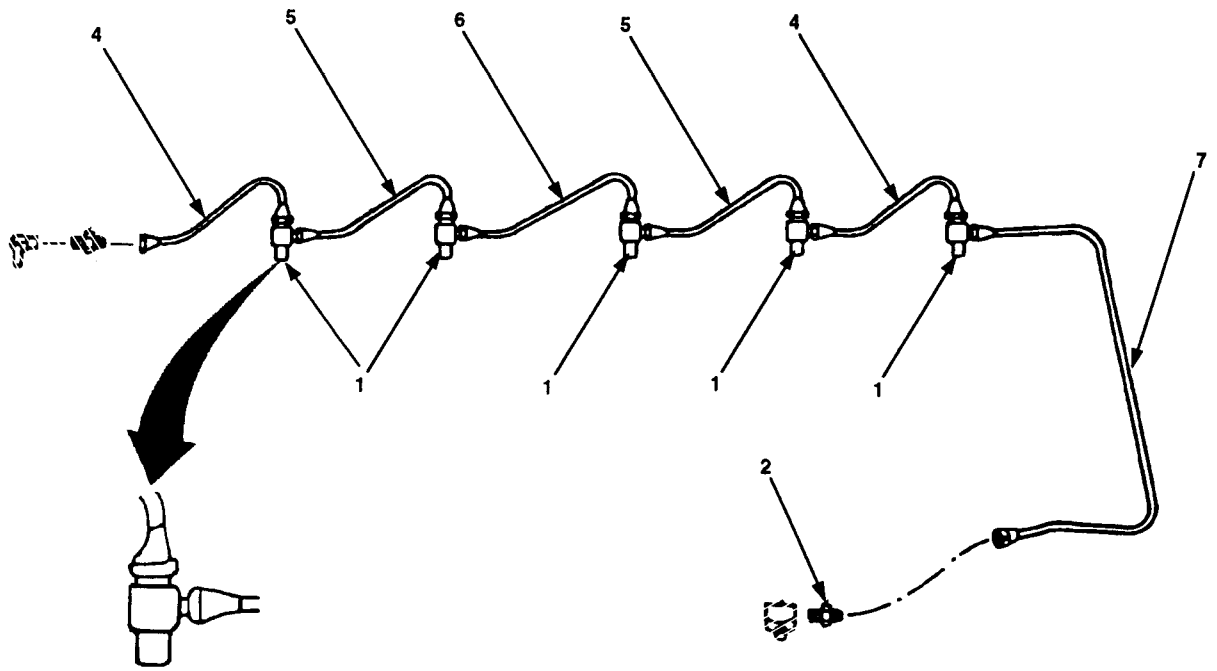


Figure 21. Manifold Assembly, Fuel Leak off

SECTION II				TM10-4320-344-24P-1	
(1)	(2)	(3)	(4)	(5)	(6)
ITEM NO	SMR CODE	CAGEC	PART NUMBER	DESCRIPTION AND USABLE ON CODES (UOC)	QTY
GROUP 10 ENGINE ASSEMBLY					
FIG. 21 MANIFOLD ASSEMBLY, FUEL LEAK OFF					
1	PBOZZ	79470	51X3	TEE, PIPE TO TUBE MANIFOLD	5
2	PBOZZ	28265	203990	UNION, TUBE	1
3	XBOZZ	28265	290662	TUBE ASSEMBLY MANIFOLD, FUEL LEAKOFF	1
4	PBOZZ	28265	290577-AS	TUBE ASSEMBLY, METAL 1-2 AND 5-6 LEAKOFF NOZZLE	2
5	PBOZZ	28265	290515-AS	TUBE ASSEMBLY, METAL 2-3 AND 4-5 LEAKOFF NOZZLE	2
6	PBOZZ	28265	290516AS	TUBE ASSEMBLY, METAL 3-4 LEAKOFF NOZZLE	1
7	PBOZZ	28265	290663	TUBE ASSEMBLY, METAL DRAIN	1
END OF FIGURE					

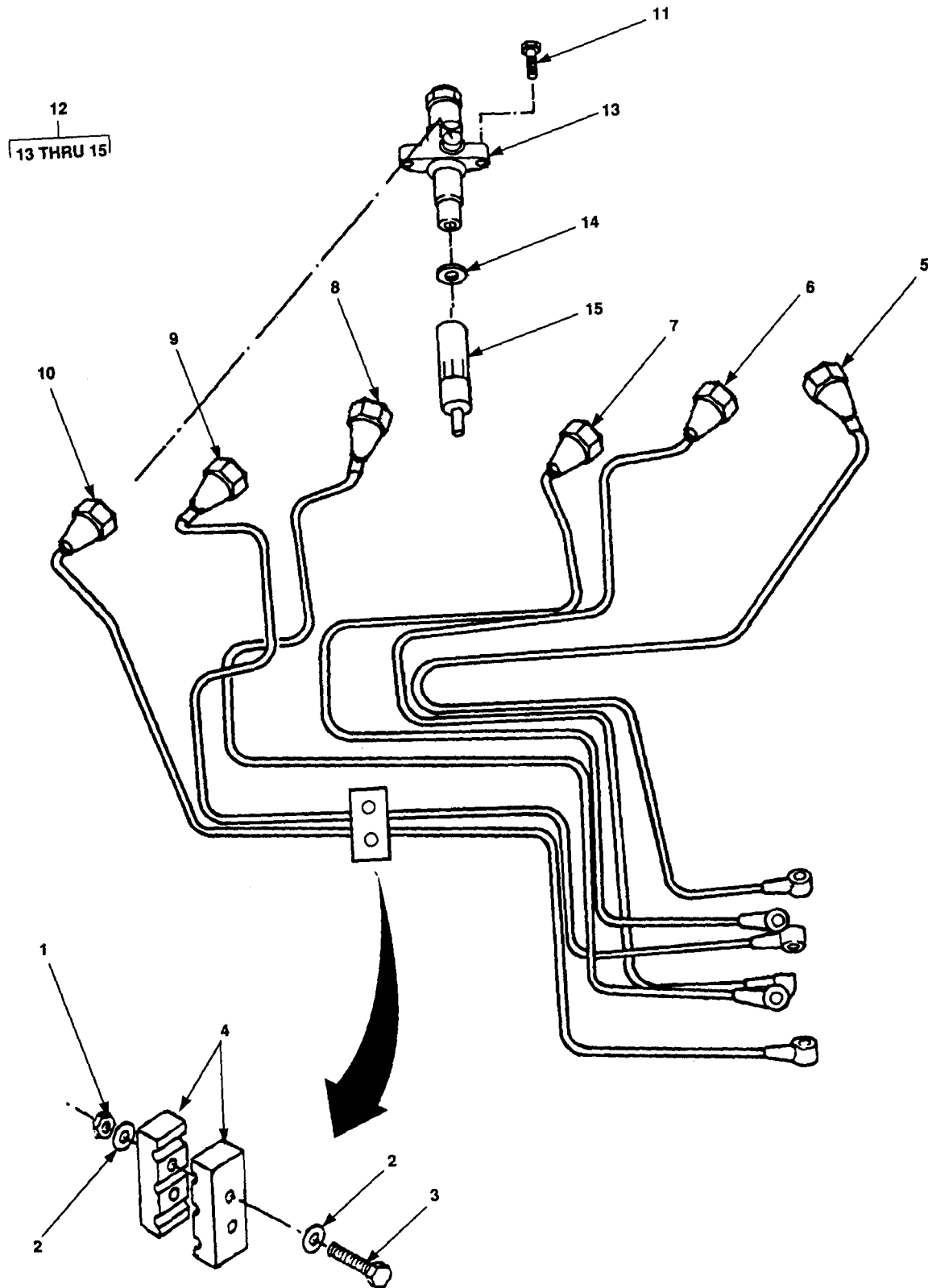


Figure 22. Fuel Line Assemblies

SECTION II

TM 10-4320-344-24P-1

(1) ITEM NO	(2) SMR CODE	(3) CAGEC	(4) PART NUMBER	(5) DESCRIPTION AND USABLE ON CODES (UOC)	(6) QTY
				GROUP 10 ENGINE ASSEMBLY	
				FIG. 22 FUEL LINE ASSEMBLIES	
1	XDOZZ	88663	206632	.NUT, CLAMP ATTACHING.....	4
2	PAOZZ	28265	206606	.WASHER, FLAT.....	8
3	PBOZZ	28265	207440	.SCREW.....	4
4	PBOZZ	28265	375183	.CLAMP TWO HALVES.....	4
5	PBOZZ	28265	40-3099709	.TUBE ASSEMBLY, METAL NO 1 CYLINDER.....	1
6	PAOZZ	28265	40-3099710	.TUBE ASSEMBLY, METAL NO 2 CYLINDER.....	1
7	PBOZZ	28265	40-3099711	.TUBE ASSEMBLY, METAL NO 3 CYLINDER.....	1
8	PBOZZ	28265	40-3099712	.TUBE ASSEMBLY, METAL NO 4 CYLINDER.....	1
9	PBOZZ	28265	40-3099713	.TUBE ASSEMBLY, METAL NO 5 CYLINDER.....	1
10	PBOZZ	28265	40-3099714	.TUBE ASSEMBLY, METAL NO 6 CYLINDER.....	1
11	PAOZZ	28265	207331	.SCREW.....	12
12	PAOZZ	28265	40-3055251	.HOLDER, FUEL NOZZLE.....	6
13	XBOZZ	28265	290588	..HOLDER ASSEMBLY, FUE.....	1
14	XBFZZ	28265	206752	..GASKET.....	1
15	XBFZZ	28265	40-3055201	..NOZZLE, FUEL INJECTI.....	1

END OF FIGURE

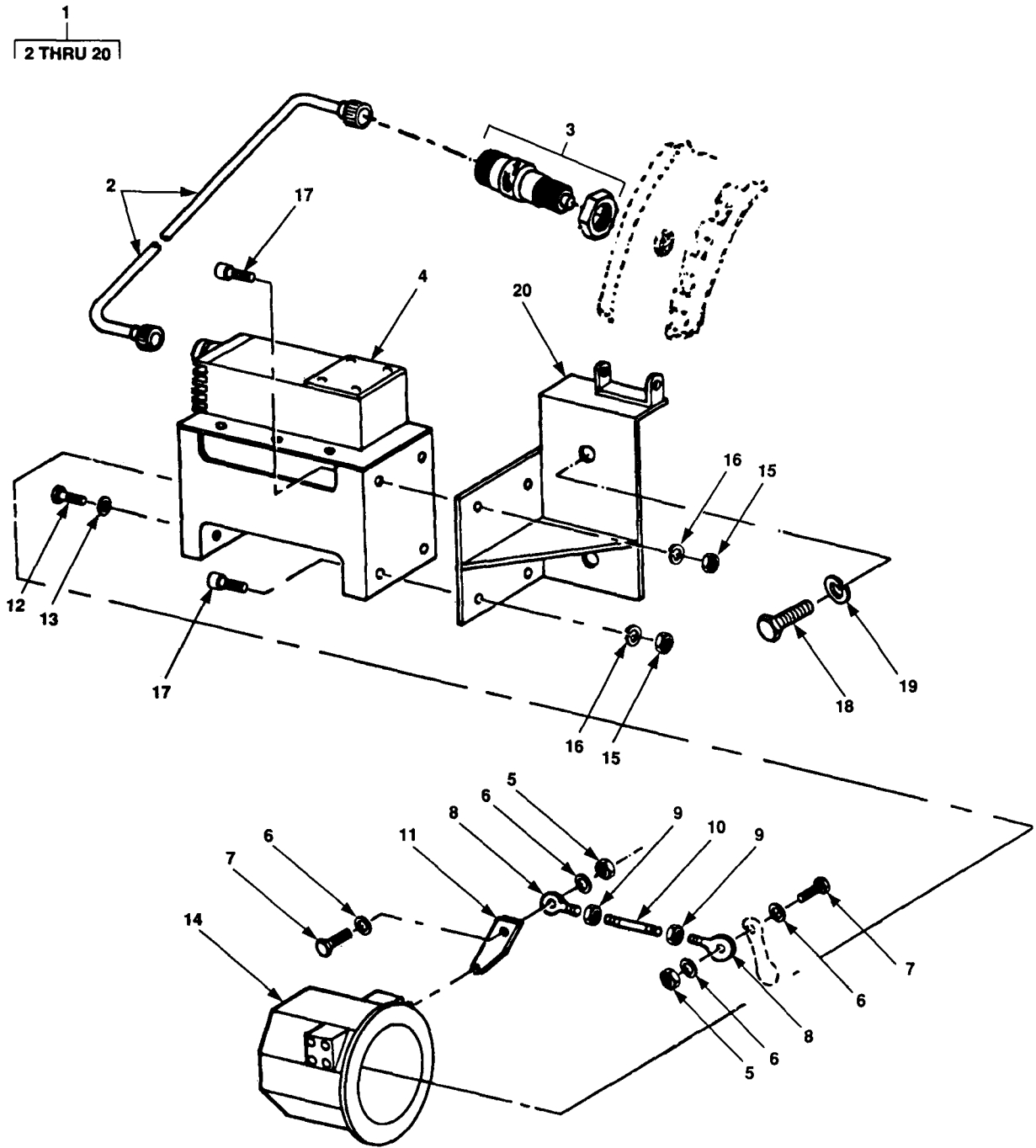


Figure 23. Governor and Mounting Bracket

SECTION II (1)	ITEM (2)	(3)	TM10-4320-344-24P-1 (4)	(5)	(6)
NO	SMR CODE	CAGEC	PART NUMBER	DESCRIPTION AND USABLE ON CODES (UOC)	QTY
GROUP 10 ENGINE ASSEMBLY					
FIG. 23 GOVERNOR AND MOUNTING BRACKET					
1	PBOZZ	28265	40-2506205	GOVERNOR,DIESEL ENG	1
2	PBOZZ	05624	DYNZ-70-5	WIRING HARNESS GOVERNOR	1
3	PBOZZ	05624	DYNT-10300	MAGNETIC PICKUP	1
4	PBOLZ	05624	DYN1-10004-12	CONTROL ASSEMBLY,GO	1
5	PBOZZ	05624	DYRF532	NUT,SELF-LOCKING,HE 1/4-28	2
6	PBOZZ	96906	MS27183-11	WASHER,FLAT 1/4 IN	4
7	PBOZZ	05624	BYRF1346	SCREW,CAP,HEXAGON H 1/4-28	2
8	PBOZZ	65149	DYNZ47-1	BEARING,PLAIN,ROD E END,1/4-28	2
9	PBOZZ	96906	MS35650-3252	NUT,PLAIN,HEXAGON	2
10	PBOZZ	05624	GYRF42-3	STUD,CONTINUOUS THR 1/4-28,2-1/2 IN.LG	1
11	PBOZZ	05624	DYNC182-2	ACTUATOR LEVER,POWE	1
12	PAFZZ	96906	MS35274-60	SCREW,MACHINE BRASS,NO.10 X 5/16 IN LG	4
13	PBOZZ	96906	MS15795-509	WASHER,FLAT BRASS,NO.10	4
14	PBOLF	05624	DYNC-11002-12	ACTUATOR,ELECTRO-ME	1
15	PBOZZ	96906	MS51968-2	NUT,PLAIN,HEXAGON 1/4-28	4
16	PBOZZ	05624	CYRD558	WASHER,LOCK 1/4 IN	4
17	PBOZZ	05624	BYRF1462	SCREW,CAP,SOCKET HE 1/4-28	4
18	PBOZZ	96906	MS90728-109	SCREW,CAP,HEXAGON H 1/2-13	2
19	PBOZZ	05624	CYRD562	WASHER,LOCK 1/2 IN	2
20	PBOZZ	05624	DYNK32	BRACKET,ACTUATOR	1

END OF FIGURE

6
7 THRU 10

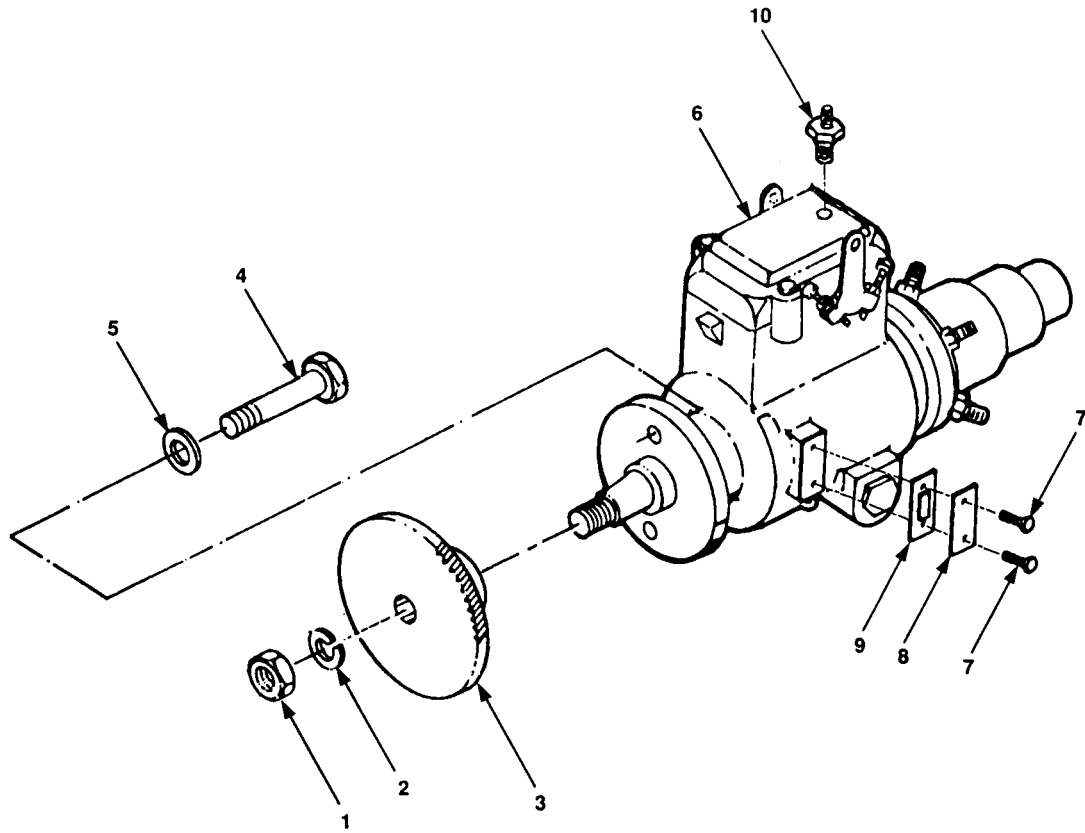


Figure 24. Fuel Injection Pump Assembly

SECTION II				TM10-4320-344-24P-1	
(1)	(2)	(3)	(4)	(5)	(6)
ITEM	SMR		PART		
NO	CODE	CAGEC	NUMBER	DESCRIPTION AND USABLE ON CODES (UOC)	QTY
GROUP 10 ENGINE ASSEMBLY					
FIG. 24 FUEL INJECTION PUMP ASSEMBLY					
1	PAFZZ	28265	1501-02325	NUT, PLAIN, HEXAGON	1
2	PAFZZ	96906	MS35338-49	WASHER, LOCK	1
3	PAFZZ	28265	40-3076501	GEAR, HELICAL	1
4	PAFZZ	28265	1002-16150	SCREW, CAP, HEXAGON H	2
5	PAFZZ	28265	2000-04022	WASHER, FLAT	2
6	PBFFF	84760	DB2633NK4117	PUMP, FUEL, METERING	1
7	PBFZZ	84760	19916	SCREW, MACHINE COVER	2
8	XBFZZ	84760	10567	COVER, ACCESS	1
9	PAFZZ	84760	10574	GASKET COVER	1
10	PAFZZ	84760	21251	ADAPTER, STRAIGHT, TU	1
END OF FIGURE					

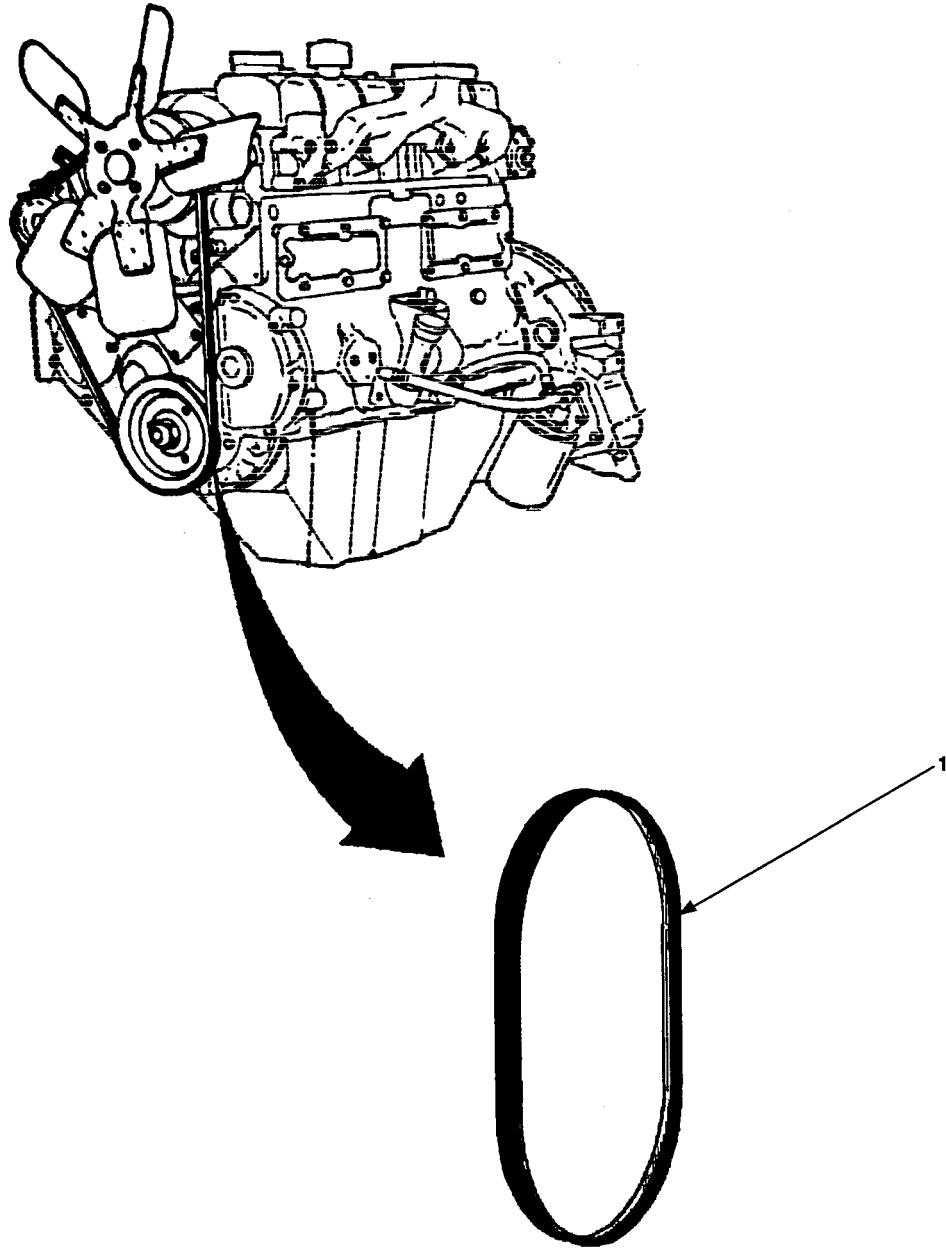


Figure 25. V-Belt

SECTION II				TM10-4320-344-24P-1	
(1)	(2)	(3)	(4)	(5)	(6)
ITEM NO	SMR CODE	CAGEC	PART NUMBER	DESCRIPTION AND USABLE ON CODES (UOC)	QTY
				GROUP 10 ENGINE ASSEMBLY	
				FIG. 25 V-BELT	
1	PAOZZ	28265	146331	BELT,V	1
				END OF FIGURE	

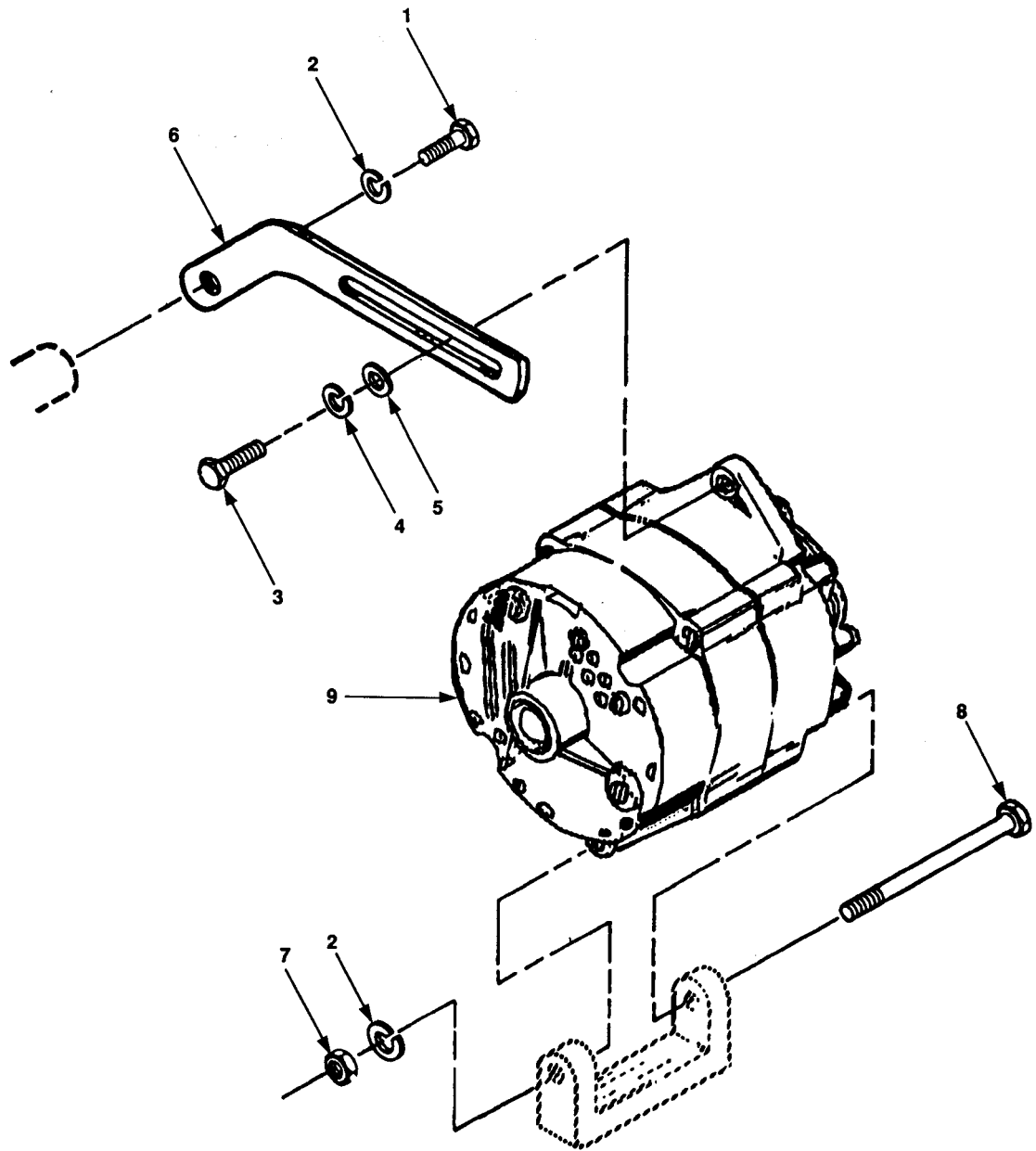


Figure 26. Alternator Assembly

SECTION II				TM10-4320-344-24P-1	
(1)	(2)	(3)	(4)	(5)	(6)
ITEM NO	SMR CODE	CAGEC	PART NUMBER	DESCRIPTION AND USABLE ON CODES (UOC)	QTY
GROUP 10 ENGINE ASSEMBLY					
FIG. 26 ALTERNATOR ASSEMBLY					
1	PBOZZ	96906	MS90728-96	SCREW,CAP,HEXAGON H	1
2	PBOZZ	96906	MS35338-46	WASHER,LOCK	2
3	XB0ZZ	28265	78	SCREW INTO ALTERNATOR	1
4	PBOZZ	28265	615	WASHER,LOCK ADJUSTING ARM	1
5	PBOZZ	28265	14978	WASHER,FLAT ADJUSTING ARM	1
6	PBOZZ	28265	291297	STRAP ADJUSTING	1
7	PBOZZ	96906	MS51968-8	NUT,PLAIN,HEXAGON	1
8	PAOZZ	96906	MS90727-70	SCREW,CAP,HEXAGON H	1
9	XB0ZZ	28265	40-2505365	ALTERNATOR ASSEMBLY INCLUDES PULLEY	1

END OF FIGURE

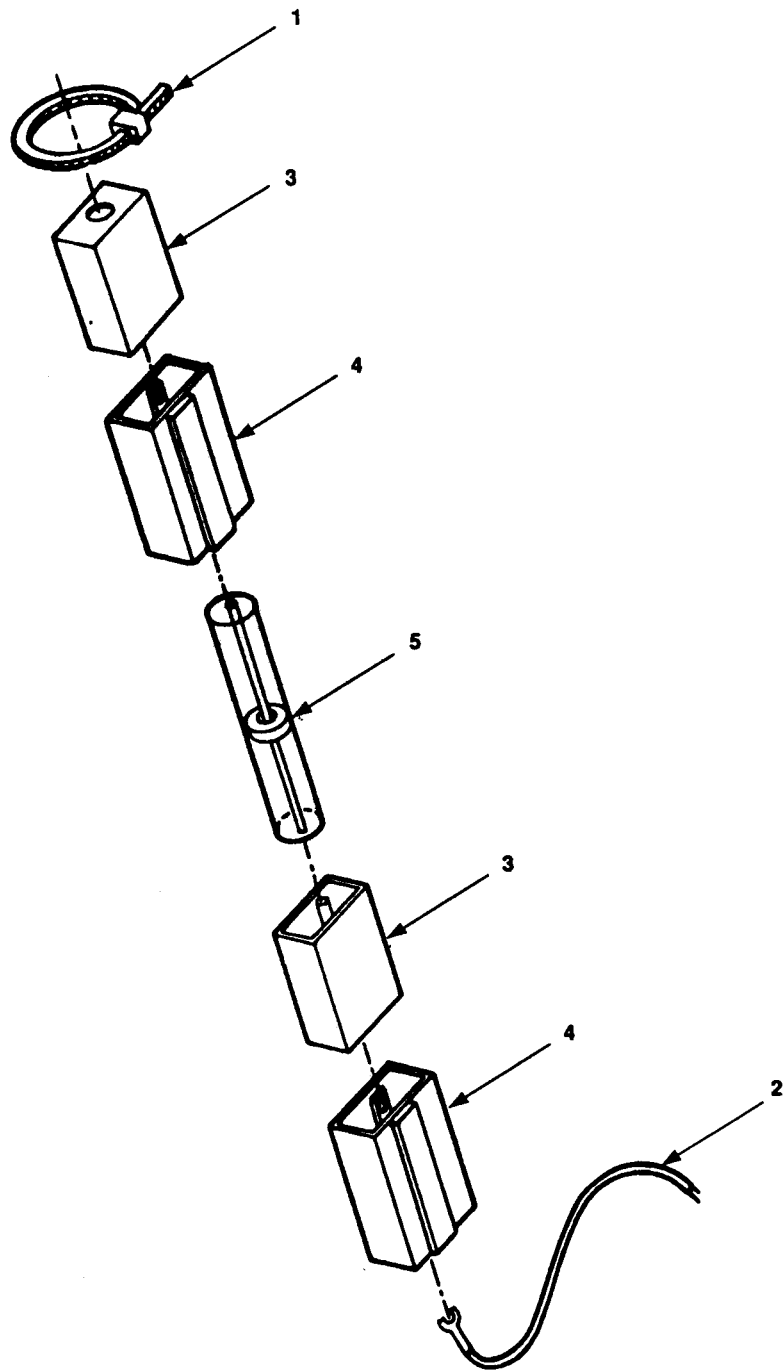


Figure 27. Wire and Diode Assembly

SECTION II				TM10-4320-344-24P-1	
(1)	(2)	(3)	(4)	(5)	(6)
ITEM	SMR		PART		
NO	CODE	CAGEC	NUMBER	DESCRIPTION AND USABLE ON CODES (UOC)	QTY
				GROUP 10 ENGINE ASSEMBLY	
				FIG. 27 WIRE AND DIODE ASSEMBLY	
1	PAOZZ	28265	207113	STRAP,RETAINING	1
2	XBOZO	28265	40-2500557	LEAD,ELECTRICAL REGULATOR TO DIODE	1
3	PAOZZ	28265	40-2503105	CONNECTOR ASSEMBLY	2
4	PAOZZ	28265	250629	TERMINAL,FEEDTHRU	2
5	PBOZZ	28265	40-2503601	SEMICONDUCTOR DEVIC	1
				END OF FIGURE	

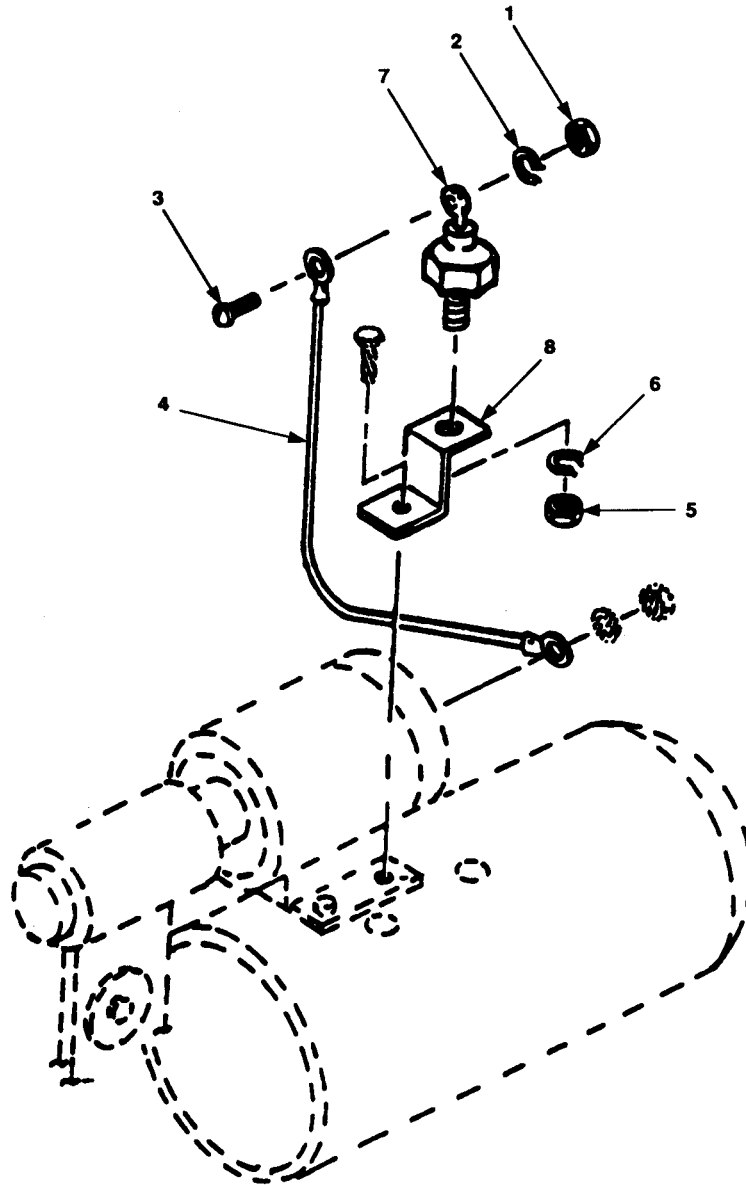


Figure 28. Rectifier

SECTION II			TM10-4320-344-24P-1		
(1)	(2)	(3)	(4)	(5)	(6)
ITEM NO	SMR CODE	CAGEC	PART NUMBER	DESCRIPTION AND USABLE ON CODES (UOC)	QTY
GROUP 10 ENGINE ASSEMBLY					
FIG. 28 RECTIFIER					
1	PAOZZ	96906	MS35649-262	NUT, PLAIN, HEXAGON	1
2	PAOZZ	96906	MS35338-41	WASHER, LOCK	1
3	PAOZZ	96906	MS35206-230	SCREW, MACHINE	1
4	PBOZZ	25567	47332-029	LEAD, ELECTIRCAL	1
5	PBOZZ	96906	MS51968-2	NUT, PLAIN, HEXAGON RECTIFIER, 1/4-28	1
6	PAOZZ	96906	MS35338-44	WASHER, LOCK 1/4 IN	1
7	PAOZZ	25567	27761-001	RECTIFIER, METALLIC	1
8	XBOZZ	25567	34511-018	BRACKET, ZEE	1
END OF FIGURE					

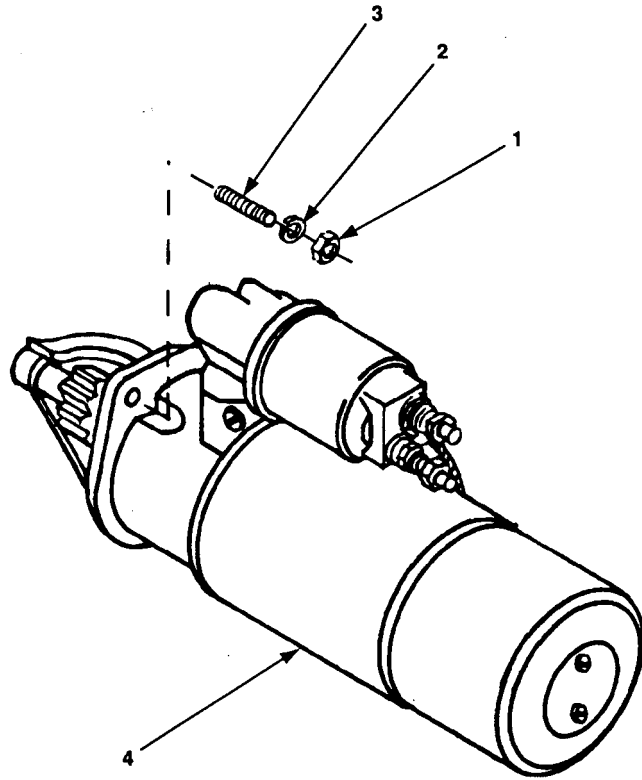


Figure 29. Starter Assembly

SECTION II (1)	SMR (2)	CAGEC (3)	PART (4)	DESCRIPTION AND USABLE ON CODES (UOC) (5)	QTY (6)
NO	CODE		NUMBER		
TM10-4320-344-24P-1					
GROUP 10 ENGINE ASSEMBLY					
FIG.29 STARTER ASSEMBLY					
1	PBOZZ	96906	MS51968-8	NUT,PLAIN,HEXAGON	3
2	PAOZZ	96906	MS35338-46	WASHER,LOCK	3
3	XBOZZ	28265	11662	STUD	3
4	PBOFF	16764	1113641	STARTER,ENGINE,ELEC 12-VOLT	1
END OF FIGURE					

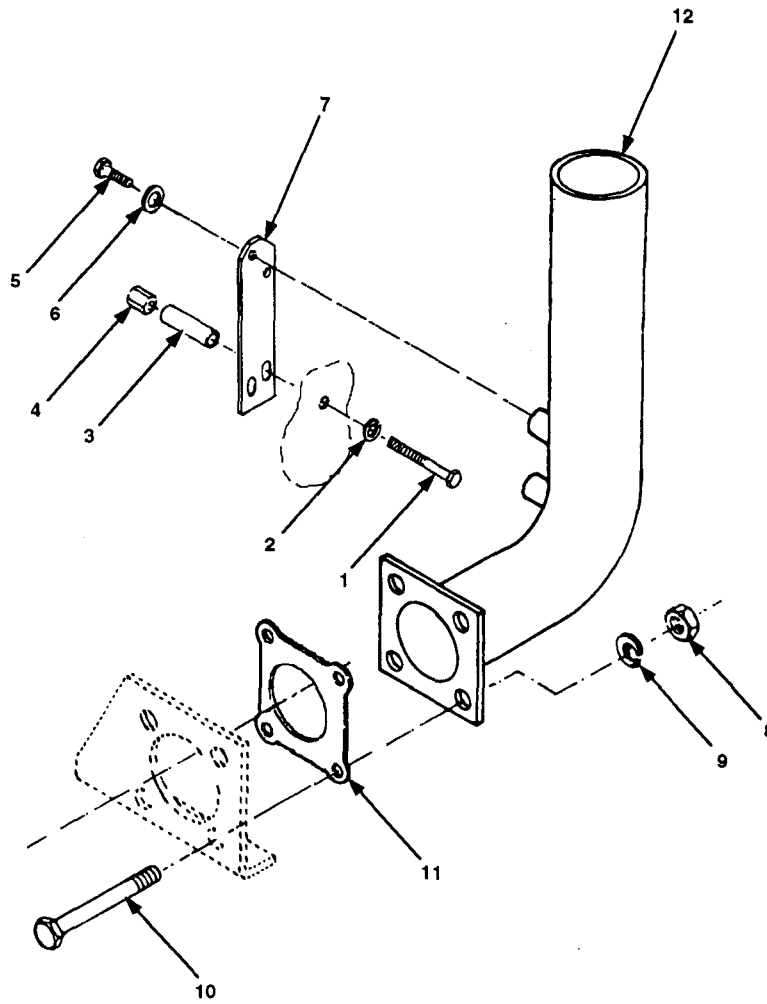


Figure 30. Elbow Assembly, Exhaust Pipe

SECTION II (1) ITEM NO	(2) SMR CODE	(3) CAGEC	TM10-4320-344-24P-1 (4) PART NUMBER	(5) DESCRIPTION AND USABLE ON CODES (UOC)	(6) QTY
GROUP 10 ENGINE ASSEMBLY					
FIG. 30 ELBOW ASSEMBLY, EXHAUST PIPE					
1	PBOZZ	96909	MS90728-58	SCREW,CAP,HEXAGON H EXHAUST PIPE AND SUPPORT	2
2	PBOZZ	28265	2000-04022	WASHER,FLAT EXHAUST PIPE AND SUPPORT	3
3	PBOZZ	28265	40-0016305	SPACER,SLEEVE EXHAUST PIPE AND SUPPORT	2
4	PBOZZ	28265	40-0001728	NUT,PLAIN,HEXAGON MANIFOLD	2
5	PBOZZ	96906	MS90728-8	SCREW,CAP,HEXAGON H 1/4-20 X 1.0 IN.LG	2
6	PBOZZ	96906	MS27183-10	WASHER,FLAT 1/4 IN	2
7	XBOZZ	28265	40-0019732	SUPPORT,EXHAUST	1
8	PBOZZ	96906	MS51967-8	NUT,PLAIN,HEXAGON	4
9	PBOZZ	28265	2012-04022	WASHER,LOCK	4
10	PAOZZ	28265	1000-12158	BOLT,MACHINE 3/8 -16 X 3.0 IN.LG	4
11	PAOZZ	28265	290343	GASKET	1
12	XBOZO	28265	40-0006954	ELBOW ASSEMBLY,PIPE EXHAUST	1
END OF FIGURE					

4
5 THRU 7

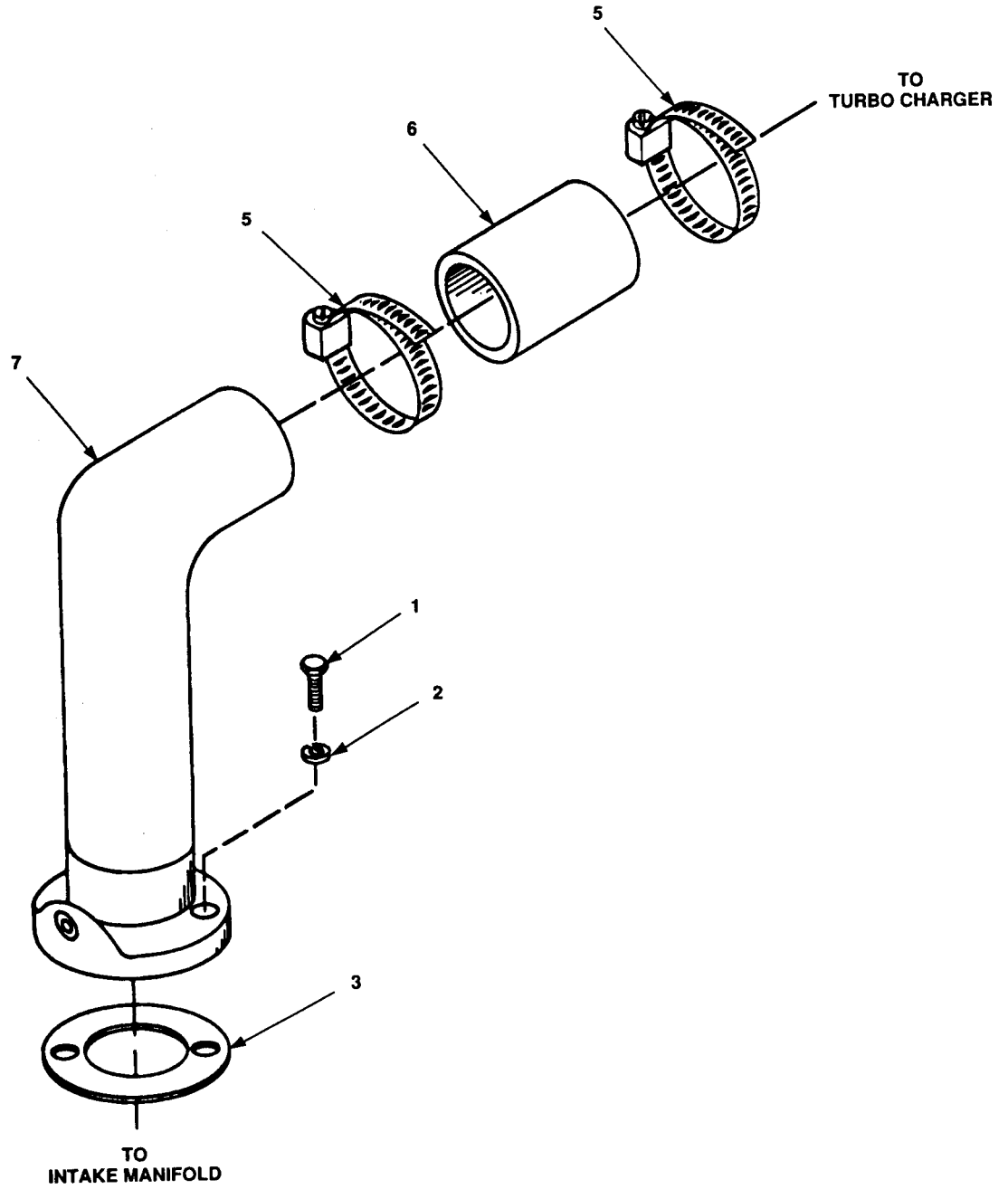


Figure 31. Tube Assembly, Air Intake

SECTION II

TM 10-4320-344-24P-1

(1) ITEM NO	(2) SMR CODE	(3) CAGEC	(4) PART NUMBER	(5) DESCRIPTION AND USABLE ON CODES (UOC)	(6) QTY
				GROUP 10 ENGINE ASSEMBLY	
				FIG. 31 TUBE ASSEMBLY, AIR INTAKE	
1	PBOZZ	96906	MS90728-111	.SCREW, CAP, HEXAGON H.....	2
2	PBOZZ	96906	MS3533867	.WASHER, LOCK.....	2
3	XDOZZ	28265	203686	.GASKET PIPE.....	1
4	XBOZZ	28265	40-0003860	.TUBE ASSEMBLY, AIR I	1
5	PAOZZ	96906	MS35842-14	..CLAMP, HOSE.....	2
6	PAOZZ	28265	40-0003501	..HOSE, AIR DUCT TOTURBOCHARGER	1
7	XBOZZ	28265	40q0002825	..ELBOW, FLANGE TO HOS.....	1

END OF FIGURE

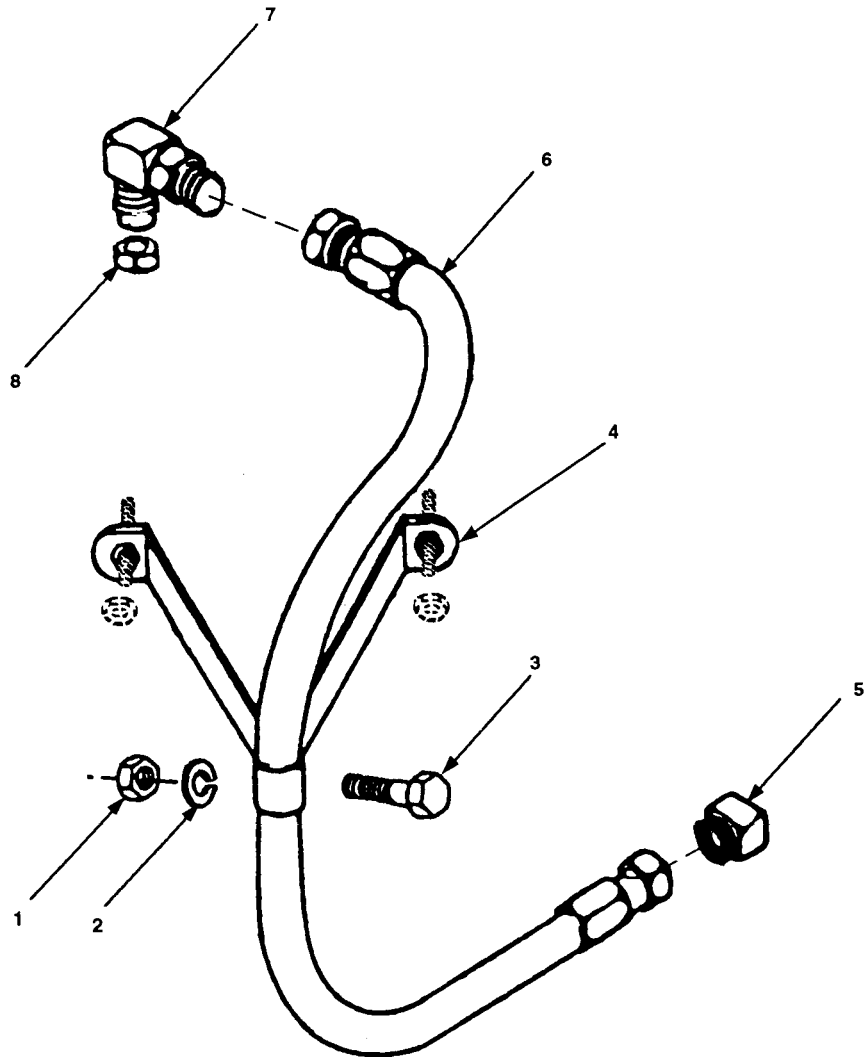


Figure 32. Oil Inlet Tube Assembly

SECTION II		TM10-4320-344-24P-1			
(1)	(2)	(3)	(4)	(5)	(6)
ITEM NO	SMR CODE	CAGEC	PART NUMBER	DESCRIPTION AND USABLE ON CODES (UOC)	QTY
GROUP 10 ENGINE ASSEMBLY					
FIG. 32 OIL INLET TUBE ASSEMBLY					
1	PBOZZ	96906	MS35650-302	NUT,PLAIN,HEXAGON NO.10,BRACKET	1
2	PBOZZ	96906	MS35338-44	WASHER,LOCK BRACKET	1
3	PBOZZ	96906	MS51849-67	SCREW,MACHINE	1
4	XBOZZ	28265	208565	BRACKET,DOUBLE ANGL SUPPORT	1
5	XBOZZ	28265	11131	ELBOW (AT CYLINDER BLOCK)	1
6	PAOZZ	28265	40-0018206	HOSE ASSEMBLY,NONME OIL INLET	1
7	XBOZZ	28265	1659A	ELBOW,PIPE TO TUBE OIL INLET	1
8	XBOZZ	28265	5313	BUSING,PIPE TUBORCHARGER OIL INLET	1

END OF FIGURE

5
6 THRU 8

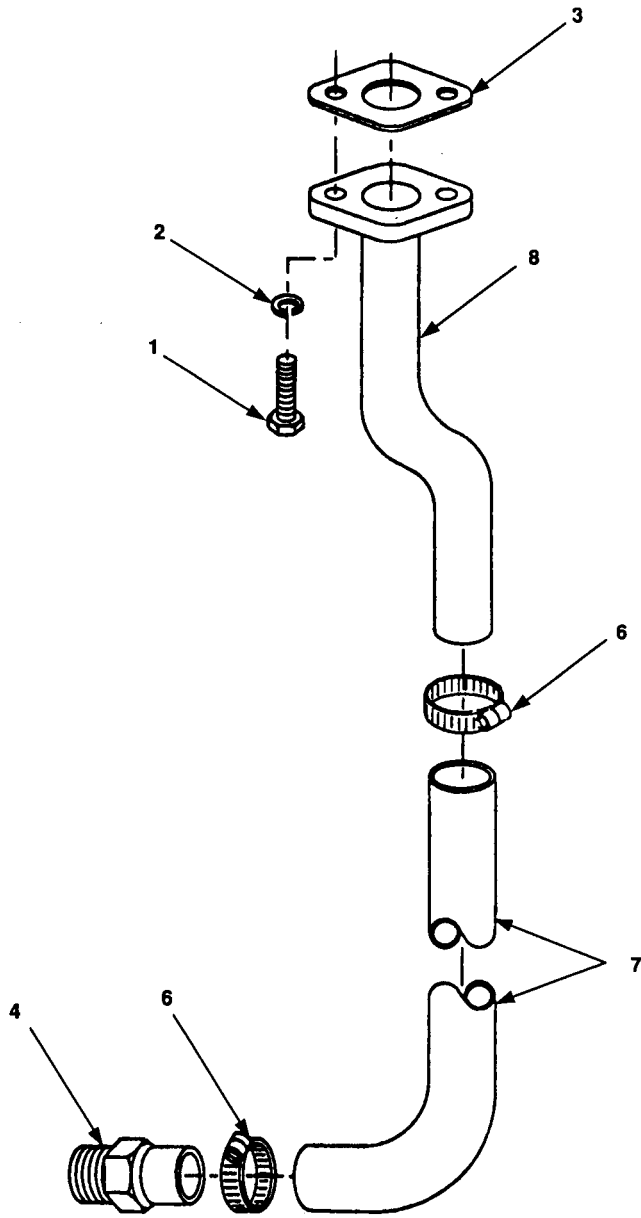


Figure 33. Tube Assembly, Oil Drain

SECTION II				TM10-4320-344-24P-1	
(1)	(2)	(3)	(4)	(5)	(6)
ITEM NO	SMR CODE	CAGEC	PART NUMBER	DESCRIPTION AND USABLE ON CODES (UOC)	QTY
GROUP 10 ENGINE ASEMBLY					
FIG.33 TUBE ASSEMBLY, OIL DRAIN					
1	PBOZZ	28265	1864	BOLT,MACHINE	2
2	PBOZZ	96906	MS35338-46	WASHER,LOCK TUBE	2
3	PAOZZ	28265	380245	GASKET	1
4	XBOZZ	28265	40-0029907	ADAPTER,SSTRAIGHT,PI HOSE,(AT BLOCK)	1
5	XBOZZ	28265	40-3092456	VENT ASSEMBLY,CRANK OIL DRAIN	1
6	PAOZZ	96906	MS35842-11	CLAMP,HOSE	2
7	PAOZZ	28265	40-0018101	TUBING,NONMETALLIC	1
8	XBOZZ	28265	40-0017005	TUBE ASSEMBLY,METAL	1
END OF FIGURE					

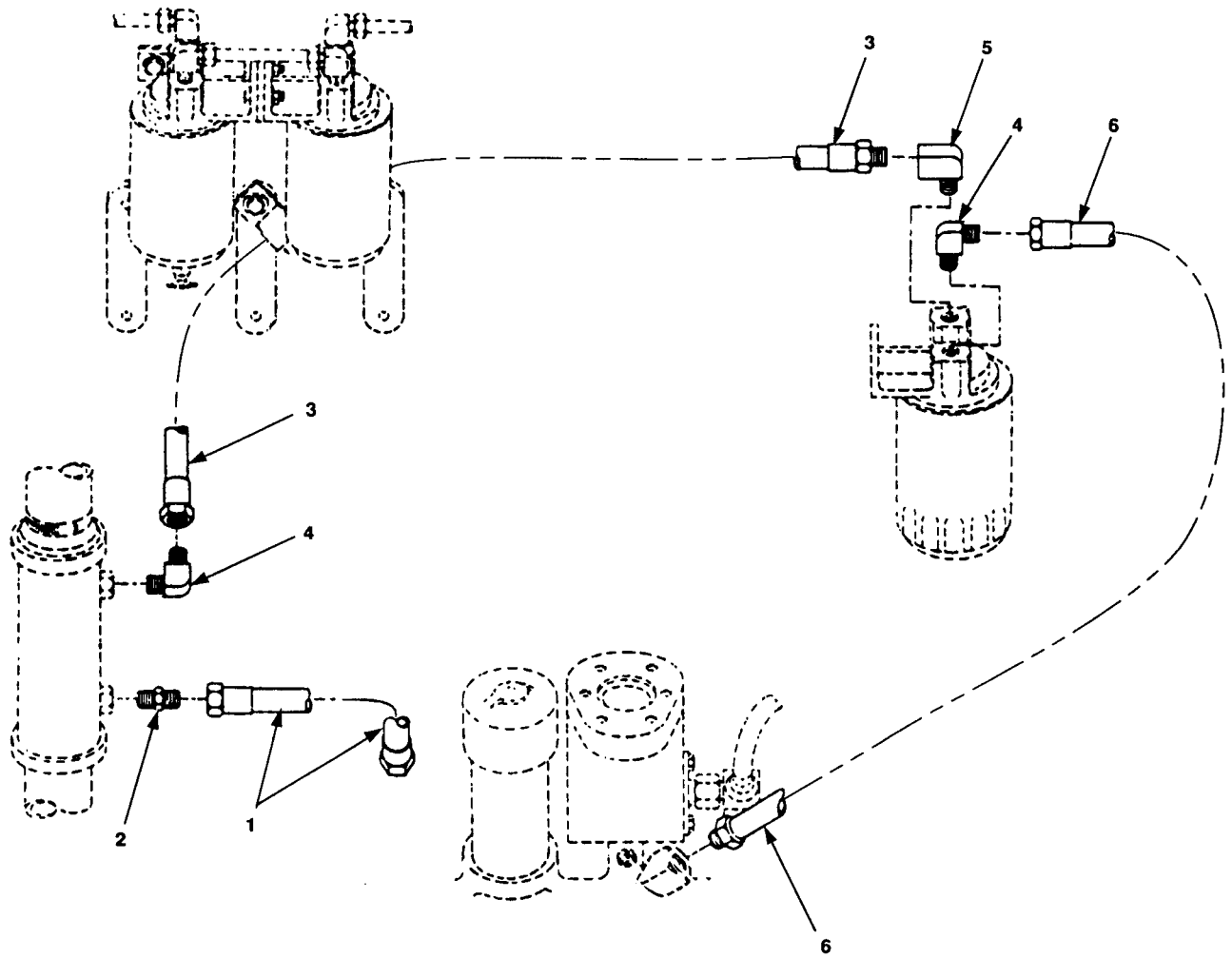


Figure 34. Oil Line Assemblies

SECTION II (1)	SMR (2)	CAGEC (3)	TM10-4320-344-24P-1 PART (4)	DESCRIPTION AND USABLE ON CODES (UOC) (5)	QTY (6)
NO	CODE		NUMBER		
GROUP 10 ENGINE ASSEMBLY					
FIG. 34 OIL LINE ASSEMBLIES					
1	PAOZZ	28265	40-0005964	HOSE ASSEMBLY,NONME COOLER OUTLET TO FILTER INLET	1
2	XBOZZ	28265	2396	ADAPTER, STRAIGHT, PI INLET	1
3	PBOZZ	28265	40-0005963	HOSE ASSEMBLY,NONME FILTER OUTLET TO COOLER INLET	1
4	XBOZZ	28265	206210	ELBOW, PIPE TO TUBE OIL COOLER	2
5	XBOZZ	28265	4086	ELBOW, PIPE TO TUBE BLOCK INLET	1
6	PBOZZ	28265	208657	HOSE ASSEMBLY,NONME OIL INLET	1
END OF FIGURE					

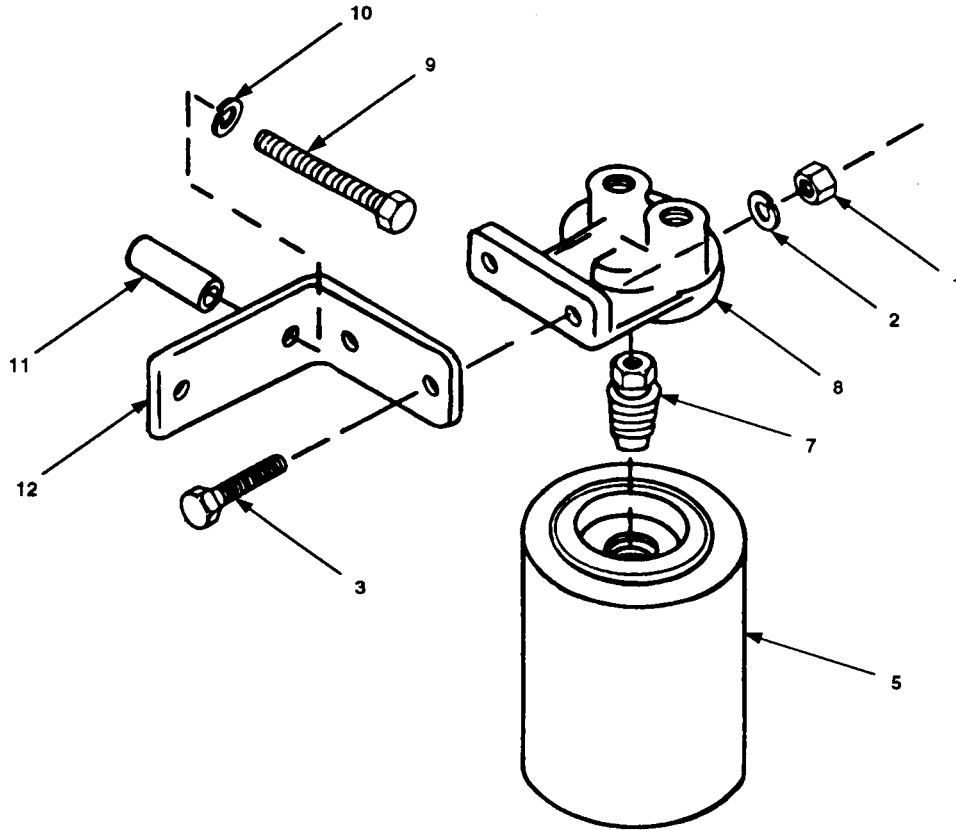
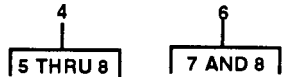


Figure 35. Filter and Base Assemblies

SECTION II

TM 10-4320-344-24P-1

(1) ITEM NO	(2) SMR CODE	(3) CAGEC	(4) PART NUMBER	(5) DESCRIPTION AND USABLE ON CODES (UOC)	(6) QTY
				GROUP 10 ENGINE ASSEMBLY	
				FIG. 35 FILTER AND BASE ASSEMBLIES	
1	PBOZZ	96906	MS51967-8	.NUT, PLAIN, HEXAGON	2
2	PBOZZ	28265	2012-04022	.WASHER, LOCK BASE MOUNTING	2
3	PBOZZ	96906	MS90728-62	.SCREW, CAP, HEXAGON H.....	2
4	XBOZZ	28265	40-0000457	.FILTER, FLUID LUBE OIL	1
5	PAOZZ	28265	40-0000401C	..FILTER ELEMENT, FLUI	1
6	XDOZZ	28265	40-0026533	..BASE ASSEMBLY, FILTE.....	1
7	PBOZZ	28265	208642	...STUD, CONTINUOUS THR.....	1
8	XBOZZ	28265	40-0026501	...HEAD, FLUID FILTER	1
9	XBOZZ	28265	14997	.SCREW, CAP, HEXAGON H.....	2
10	PBOZZ	96906	MS35338-46	.WASHER, LOCK BRACKET.....	2
11	XBOZZ	28265	206821	.SPACER MOUNTING	1
12	XBOZZ	28265	40;0007178	.BRACKET, ANGLE	1

END OF FIGURE

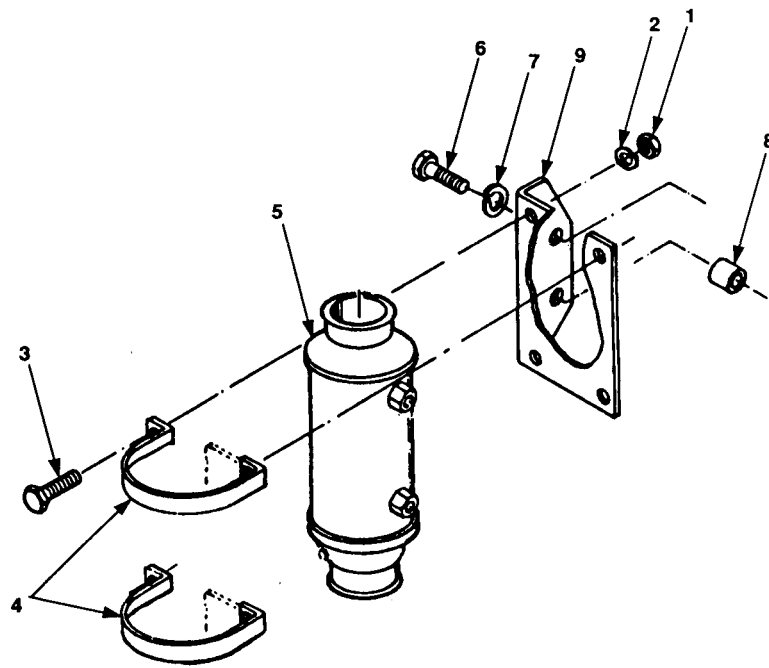


Figure 36. Oil Cooler

SECTION II		TM10-4320-344-24P-1			
(1)	(2)	(3)	(4)	(5)	(6)
ITEM NO	SMR CODE	CAGEC	PART NUMBER	DESCRIPTION AND USABLE ON CODES (UOC)	QTY
GROUP 10 ENGINE ASSEMBLY					
FIG. 36 OIL COOLER					
1	PAOZZ	96906	MS35691-1	NUT, PLAIN, HEXAGON	4
2	PAOZZ	96906	MS35338-44	WASHER, LOCK	4
3	PAOZZ	96906	MS90728-6	SCREW, CAP, HEXAGON H	4
4	XBOZZ	28265	40-0007441	CLAMP, OIL COOLER	2
5	PBOZZ	28265	40-3095502	COOLER, LUBRICATING	1
6	PBOZZ	28265	1000-12154	SCREW	2
7	PBOZZ	28265	2012-04022	WASHER, LOCK	2
8	XBOZZ	28265	40-0016304	SPACER, SLEEVE	2
9	XBOZZ	28265	40-0025821	BRACKET, OIL COOLER MOUNTING	1

END OF FIGURE

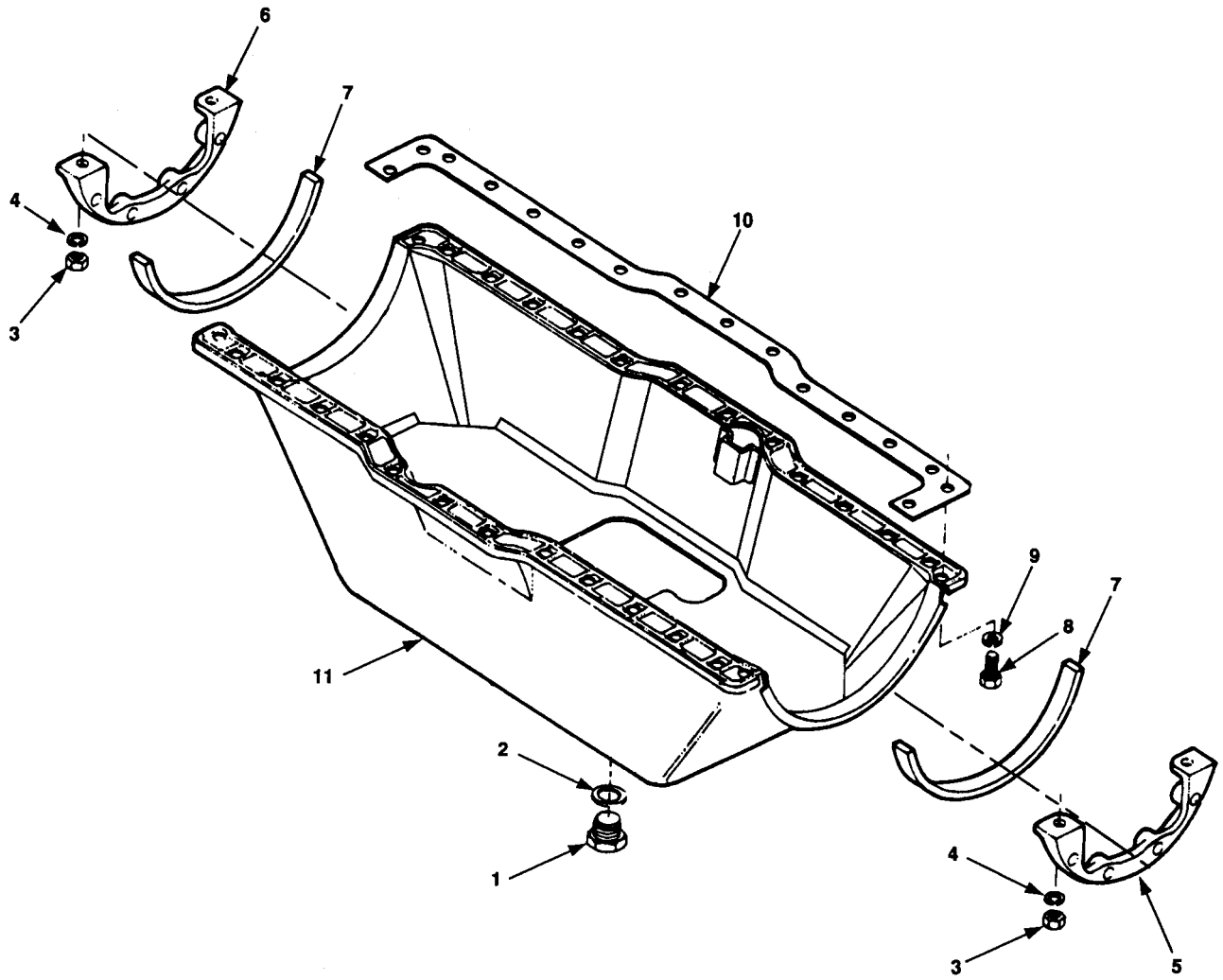


Figure 37. Oil Pan

SECTION II		TM10-4320-344-24P-1			
(1)	(2)	(3)	(4)	(5)	(6)
ITEM NO	SMR CODE	CAGEC	PART NUMBER	DESCRIPTION AND USABLE ON CODES (UOC)	QTY
GROUP 10 ENGINE ASSEMBLY					
FIG. 37 OIL PAN					
1	PAOZZ	28265	375105	PLUG, MACHINE THREAD	1
2	PAOZZ	28265	206580	PACKING, PREFORMED	1
3	XBOZZ	28265	206581	NUT	4
4	XBOZZ	28265	615	WASHER, LOCK	4
5	XBOZZ	28265	255179	ADAPTER, OIL PAN FRONT	1
6	XBOZZ	28265	40-3099501	ADAPTER, OIL PAN REAR	1
7	PAOZZ	28265	255185	CORK STRIP FRONT AND REAR	2
8	PAOZZ	96906	MS90728-58	SCREW, CAP, HEXAGON H	28
9	PAOZZ	96906	MS35338-46	WASHER, LOCK	28
10	PAOZZ	28265	285198	GASKET	2
11	PBOZZ	28265	40-3019901	OIL PAN	1
END OF FIGURE					

4
5 THRU 17

13
14 THRU 17

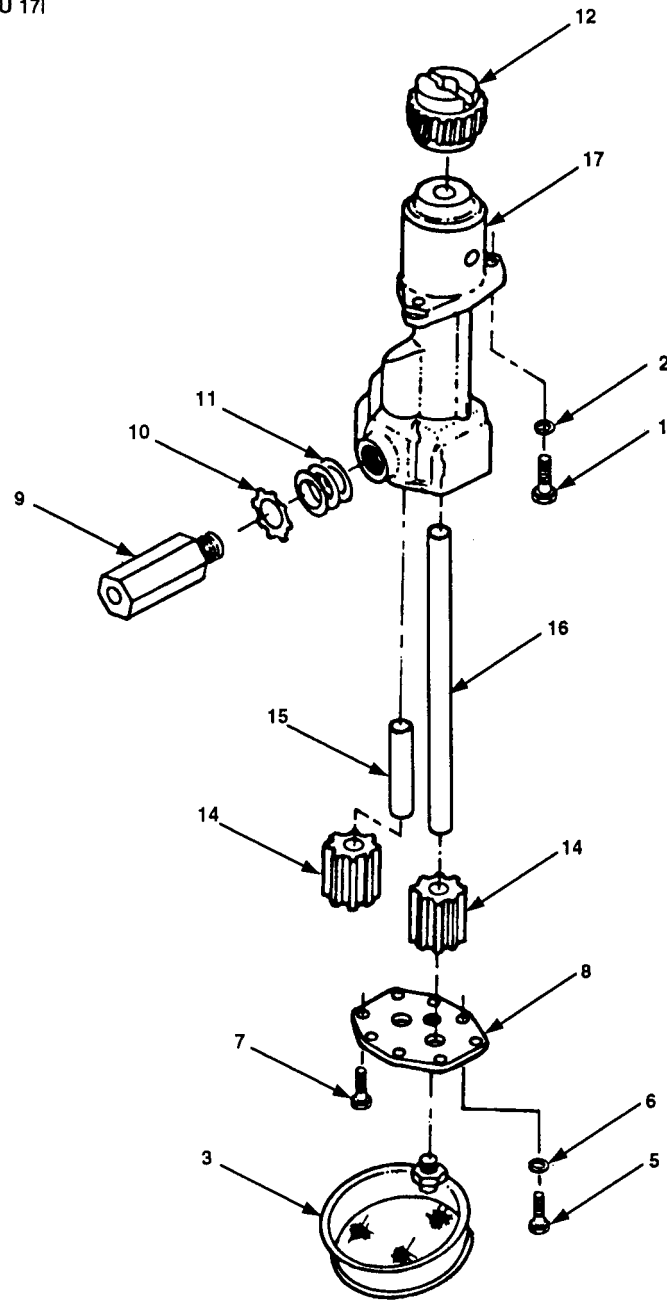


Figure 38. Pump Assembly, Lube Oil

SECTION II (1)	ITEM (2)	(3)	TM10-4320-344-24P-1 (4)	(5)	(6)
NO	SMR CODE	CAGEC	PART NUMBER	DESCRIPTION AND USABLE ON CODES (UOC)	QTY
GROUP 10 ENGINE ASSEMBLY					
FIG. 38 PUMP ASSEMBLY, LUBE OIL					
1	PBFZZ	28265	1864	BOLT,MACHINE	2
2	PBFZZ	96906	MS35338-46	WASHER, LOCK	2
3	XBFZZ	28265	285235	STRAINER ELEMENT,SE LUBE OIL	1
4	XBFZF	28265	40-3025151	PUMP, ROTARY	1
5	XBFZZ	28265	14875	SCREW,CAP,HEXAGON H	2
6	XBFZZ	96906	MS35338-44	WASHER, LOCK	2
7	XBFZZ	28265	202536A	BOLT, ASSEMBLED WASH COVER MOUNTING	6
8	XBFZZ	28265	285184	COVER, ACCESS	1
9	XAFZZ	28265	40-3092358	VALVE, SAFETY RELIEF PRESSURE	1
10	XBFZZ	28265	285271A	WASHER, STAR	1
11	XBFZZ	28265	205354A	SPACER, RING	V
12	XAFZZ	28265	288263-C	GEAR, HELICAL	1
13	XBFZF	28265	40-3025152	PUMP, ROTARY	1
14	XBFZZ	28265	40-3076301	GEAR, SPUR IDLER SHAFT	2
15	XBFZZ	28265	40-3025201	SHAFT, SHOULDERED	1
16	XBFZZ	28265	286269B	SHAFT, STRAIGHT	1
17	XBFZZ	28265	40-3025101	HOUSING, OIL PUMP AS	1

END OF FIGURE

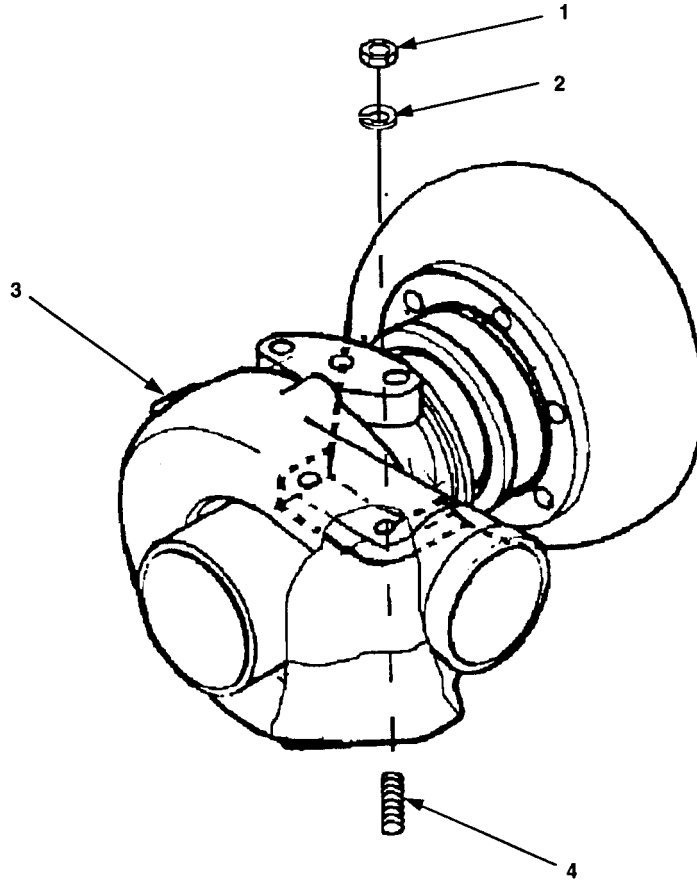


Figure 39. Turbocharger Assembly

SECTION II (1)	SMR (2)	CAGEC (3)	PART (4)	DESCRIPTION AND USABLE ON CODES (UOC) (5)	QTY (6)
NO	CODE		NUMBER		
				GROUP 10 ENGINE ASSEMBLY	
				FIG. 39 TURBOCHARGER ASSEMBLY	
1	PB0ZZ	96906	MS51967-8	NUT,PLAIN,HEXAGON	4
2	PBOZZ	28265	2000-04022	WASHER,FLAT	8
3	PBOLF	08179	465958-5003	TURBOSUPERCHARGER,N MODEL TB4111	1
4	XBOZZ	28265	207334	STUD,PLAIN TO MANIFOLD	4
				END OF FIGURE	

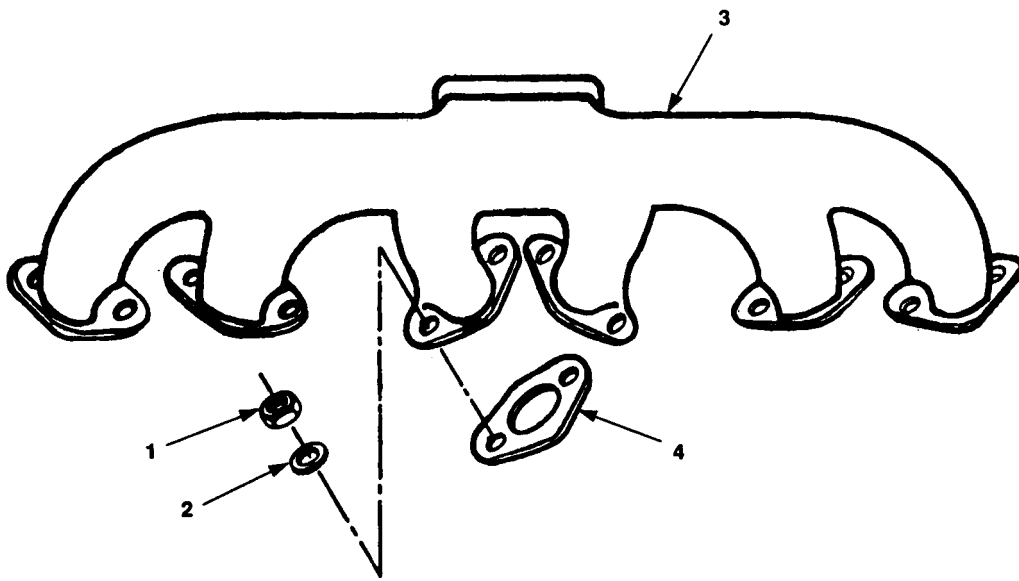


Figure 40. Exhaust Manifold

SECTION II				TM10-4320-344-24P-1	
(1)	(2)	(3)	(4)	(5)	(6)
ITEM NO	SMR CODE	CAGEC	PART NUMBER	DESCRIPTION AND USABLE ON CODES (UOC)	QTY
				GROUP 10 ENGINE ASSEMBLY	
				FIG. 40 EXHAUST MANIFOLD	
1	XBOZZ	28265	201426A	NUT, PLAIN, HEXAGON	12
2	XBOZZ	28265	3306A	WASHER, FLAT	12
3	XBOZZ	28265	290364	MANIFOLD, EXHAUST	1
4	PBOZZ	28265	76036	GASKET	6
				END OF FIGURE	

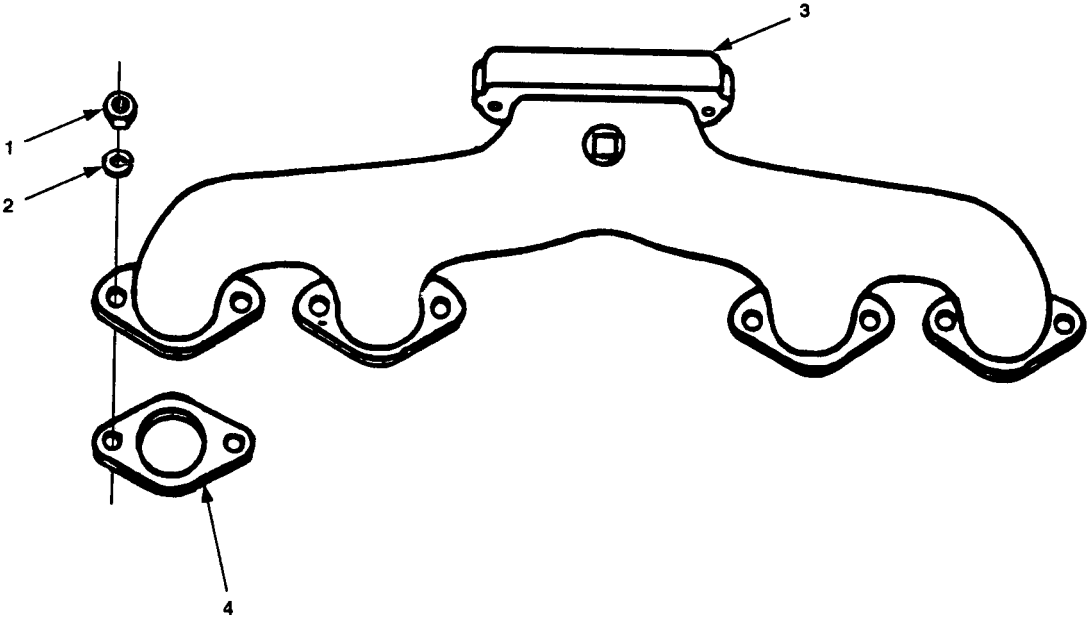


Figure 41. Intake Manifold

SECTION II (1)	SMR (2)	CAGEC (3)	PART (4)	DESCRIPTION AND USABLE ON CODES (UOC) (5)	QTY (6)
NO	CODE		NUMBER		
				GROUP 10 ENGINE ASSEMBLY	
				FIG. 41 INTAKE MANIFOLD	
1	PBOZZ	96906	MS51968-8	NUT, PLAIN, HEXAGON	8
2	PBOZZ	96906	MS35338-46	WASHER, LOCK	8
3	XBOZZ	28265	290679	MANIFOLD, INTAKE	1
4	PAOZZ	28265	87	GASKET	4
				END OF FIGURE	

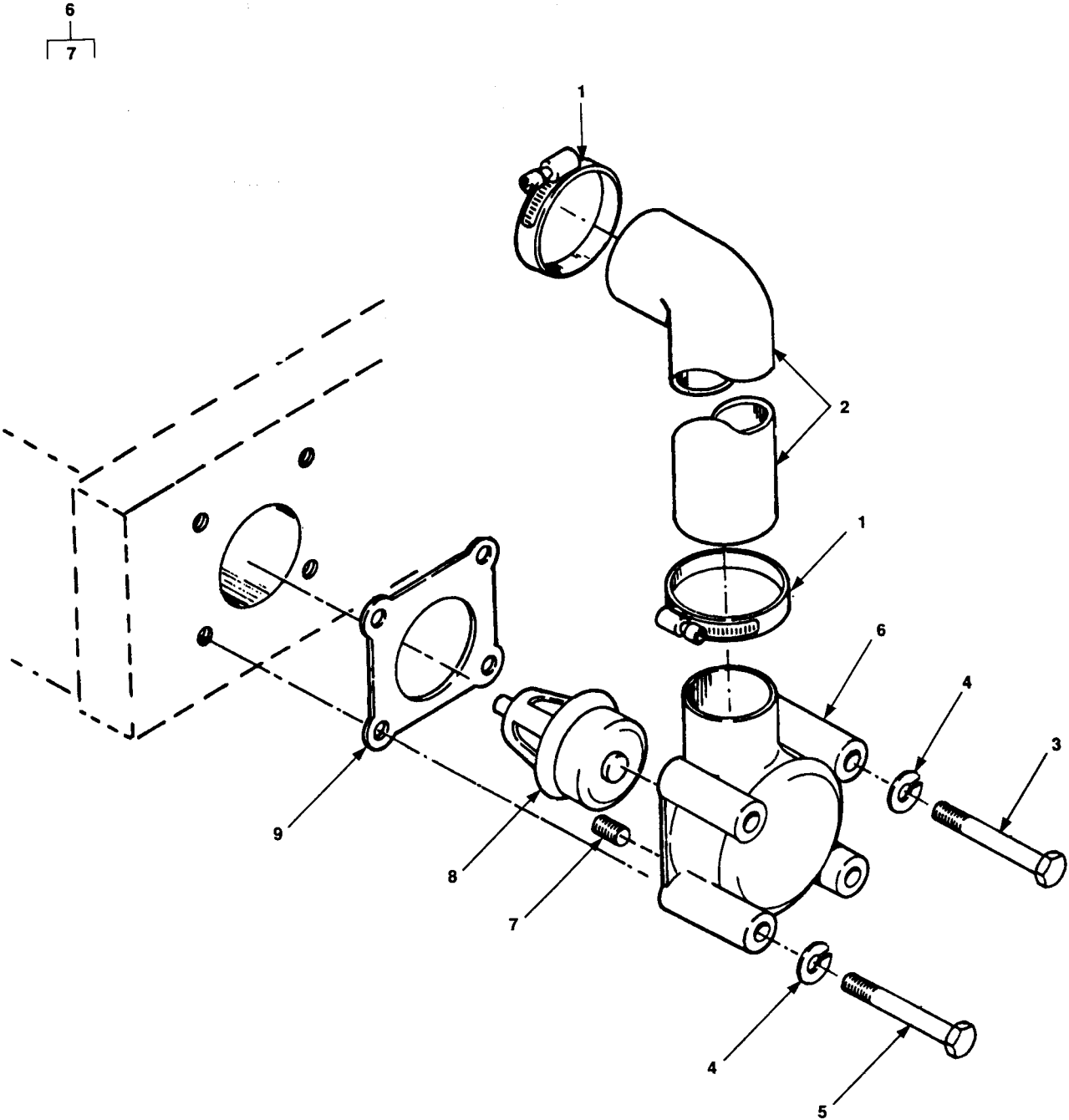


Figure 42. Thermostat Housing

SECTION II				TM10-4320-344-24P-1	
(1)	(2)	(3)	(4)	(5)	(6)
ITEM NO	SMR CODE	CAGEC	PART NUMBER	DESCRIPTION AND USABLE ON CODES (UOC)	QTY
GROUP 10 ENGINE ASSEMBLY					
FIG. 42 THERMOSTAT HOUSING					
1	PBOZZ	96906	MS35842-13	CLAMP,HOSE	2
2	PAOZZ	28265	255711C	HOSE,PREFORMED	1
3	PBOZZ	28265	1000-12158	BOLT,MACHINE	2
4	PBOZZ	96906	MS35338-46	WASHER,LOCK	4
5	XBOZZ	99999	4337	BOLT,MACHINE	2
6	XBOZZ	28265	288700C	WATER OUTLET,ENGINE	1
7	XBOZZ	28265	203924	PLUG,CUP,METERING	1
8	PAOZZ	28265	205445	THERMOSTAT,FLOW CON 180 DEGREE	1
9	PAOZZ	28265	266701	GASKET	1

END OF FIGURE

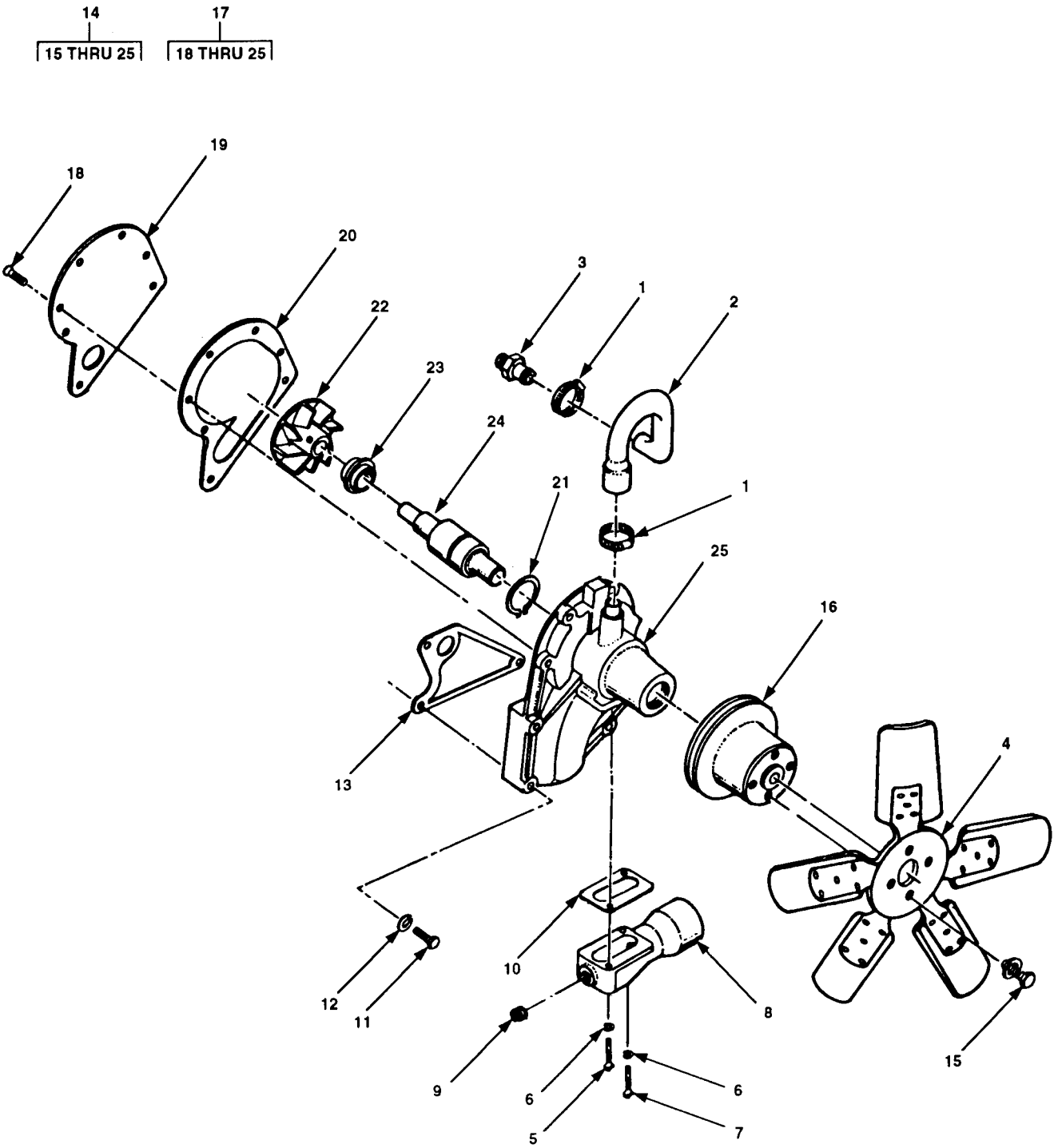


Figure 43. Water Pump

SECTION II

TM 10-4320-344-24P-1

(1) ITEM NO	(2) SMR CODE	(3) CAGEC	(4) PART NUMBER	(5) DESCRIPTION AND USABLE ON CODES (UOC)	(6) QTY
				GROUP 10 ENGINE ASSEMBLY	
				FIG. 43 WATER PUMP	
1	PAOZZ	96906	MS35842-11	.CLAMP, HOSE.....	2
2	PAOZZ	28265	288704B	.HOSE, PREFORMED.....	1
3	PBOZZ	28265	3204	.BEARING, BALL, ANNULA.....	1
4	PBOZZ	28265	287369	.IMPELLER, FAN, AXIAL.....	1
5	XBOZZ	28265	202886	.SCREW, CAP, HEXAGON H.....	1
6	XBOZZ	28265	615	.WASHER, LOCK.....	2
7	XBOZZ	28265	204236	.SCREW.....	1
8	XBOZZ	28265	285718C	.PIPE, RADIATOR INLET.....	1
9	XBOZZ	96906	MS51884-5	.PLUG, PIPE.....	1
10	XBOZZ	28265	255365	.GASKET.....	1
11	XBOZZ	96906	MS90728-91	.SCREW, CAP, HEXAGON H.....	3
12	XBOZZ	28265	335	.WASHER, LOCK.....	3
13	PAOZZ	28265	255360	.GASKET.....	1
14	XDOFF	28265	287365	.PUMP ASSEMBLY, WATER.....	1
15	PBOZZ	28265	202509AS	..BOLT, ASSEMBLED WASH FAN MOUNTING.....	4
16	PBOZZ	28265	40-3080501	..PULLEY, GROOVE.....	1
17	PBOFZ	28265	256290-DS	..PUMP, COOLING SYSTEM BASIC.....	1
18	XBFZZ	96906	MS35265-96	...SCREW, MACHINE.....	6
19	XBFZZ	28265	255370B	...COVER, ACCESS.....	1
20	XBFZZ	53591	A130420	...GASKET.....	1
21	XBFZZ	28265	11944A	...RING, RETAINING.....	1
22	XBFZZ	28265	255361B	...IMPELLER, PUMP, CENTR.....	1
23	XBFZZ	28265	39187-BS	...SEAL ASSEMBLY, WATER.....	1
24	XBFZZ	28265	256581A	...SHAFT, SHOULDERED FLINGER.....	1
				ASSEMBLY.....	
25	XBOFZ	28265	255369D	...BODY, PUMP, WATER.....	1

END OF FIGURE

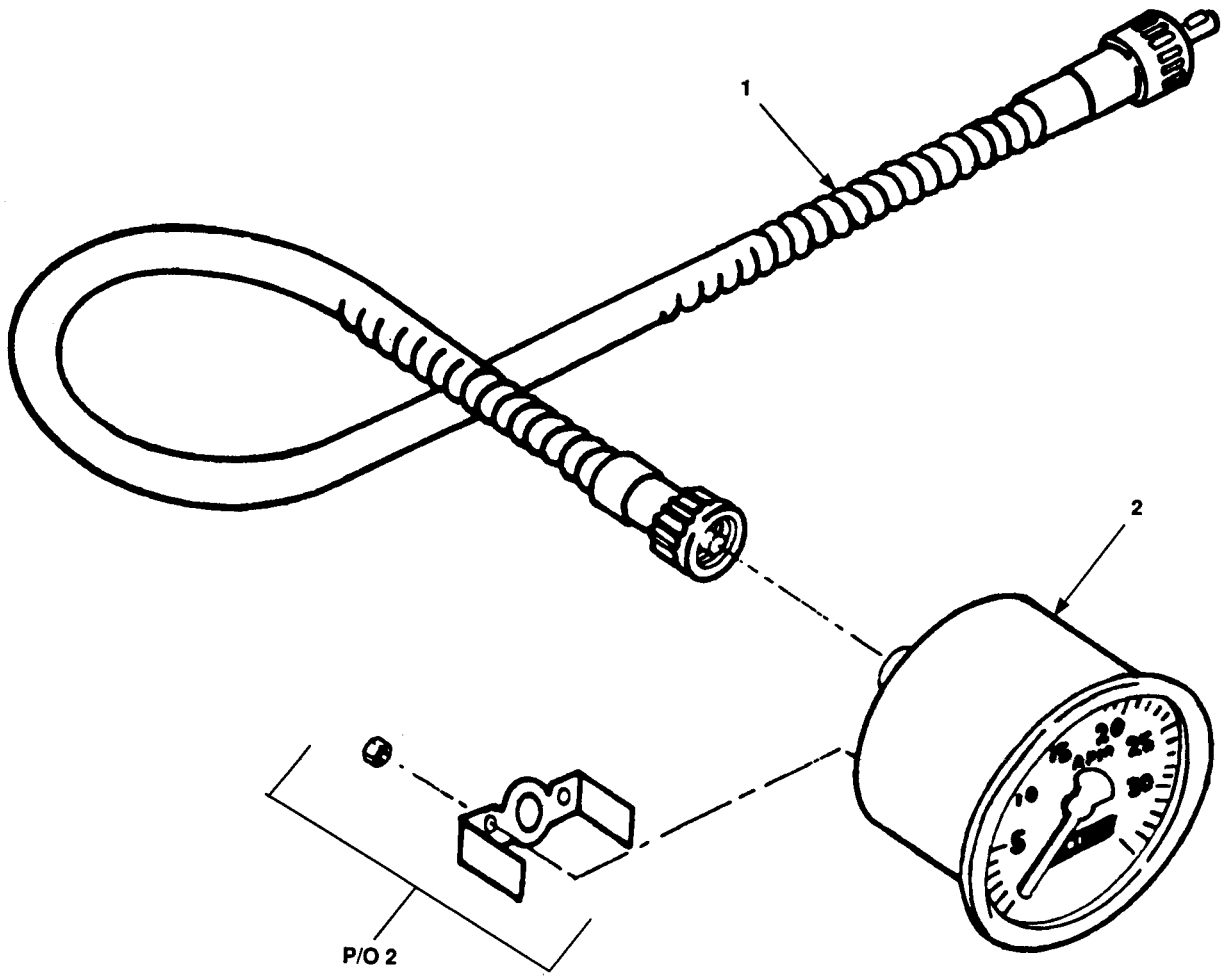


Figure 44. Tachometer and Drive Cable

SECTION II (1) ITEM NO	(2) SMR CODE	(3) CAGEC	TM10-4320-344-24P-1 (4) PART NUMBER	(5) DESCRIPTION AND USABLE ON CODES (UOC)	(6) QTY
				GROUP 10 ENGINE ASSEMBLY	
				FIG. 44 TACHOMETER AND DRIVE CABLE	
1	PBOZZ	28265	208534	SHAFT ASSEMBLY, FLEX TACHOMETER DRIVE (CABLE)	1
2	PBOZZ	28265	40-0013905	TACHOMETER, MECHANIC INCLUDES HOUR METER AND ATTACHING HARDWARE	1
				END OF FIGURE	

5
6 AND 7

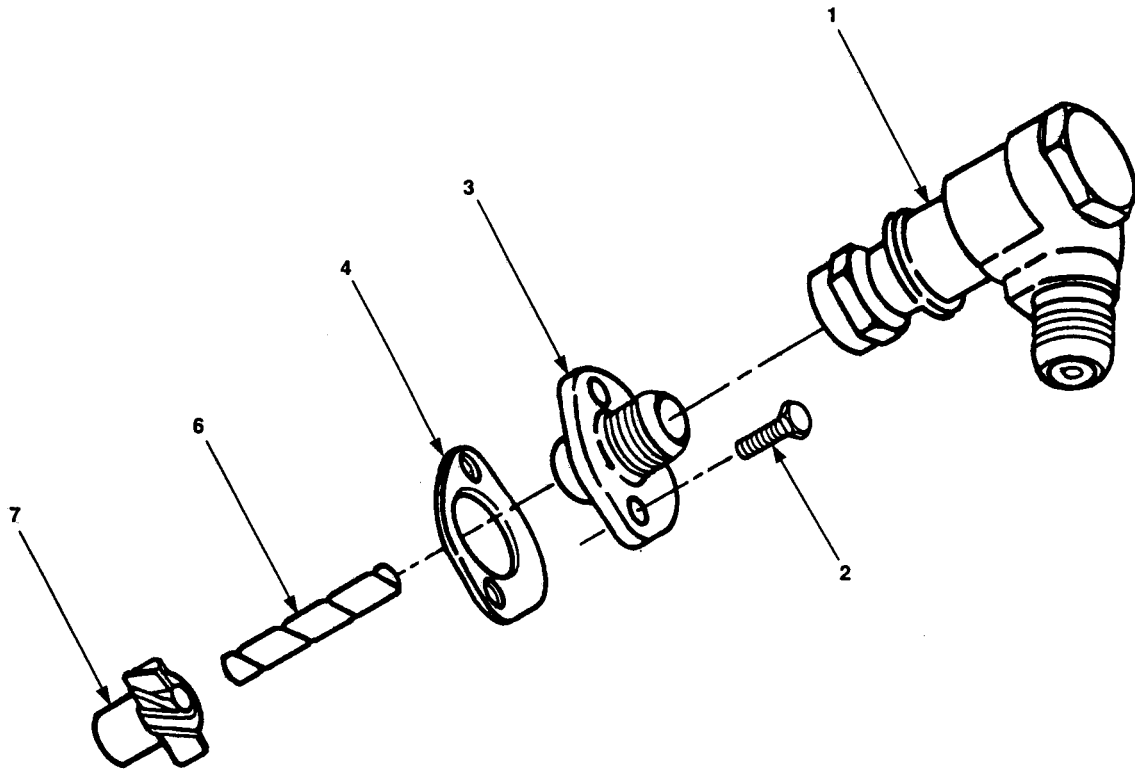


Figure 45. Shaft and Gear Assembly

SECTION II				TM10-4320-344-24P-1	
(1)	(2)	(3)	(4)	(5)	(6)
ITEM NO	SMR CODE	CAGEC	PART NUMBER	DESCRIPTION AND USABLE ON CODES (UOC)	QTY
GROUP 10 ENGINE ASSEMBLY					
FIG. 45 SHAFT AND GEAR ASSEMBLY					
1	XBOZZ	28265	6161554	CAP,TACHOMETER DRIVE	1
2	PBOZZ	28265	1002-16077	BOLT,MACHINE	2
3	XBOZZ	28265	255770A	ADAPTER,SPEEDOMETER DRIVE	1
4	PBOZZ	28265	40-0011911	GASKET DRIVE	1
5	PBOZZ	28265	255766-A	GEAR SHAFT ASSEMBLY TACHOMETER DRIVE	1
6	XBOZZ	28265	256768	SHAFT,DRIVE	1
7	XBOZZ	28265	255763A	GEAR,DRIVE	1
END OF FIGURE					

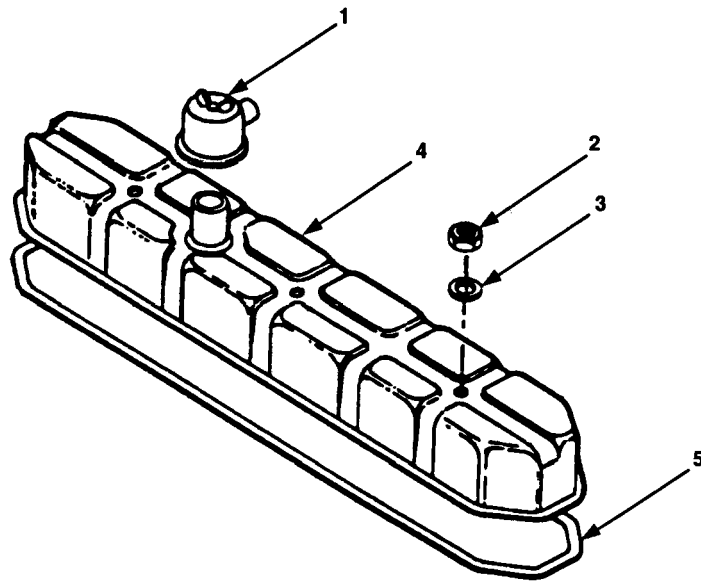


Figure 46. Cover Assembly, Cylinder Head

SECTION II				TM10-4320-344-24P-1	
(1)	(2)	(3)	(4)	(5)	(6)
ITEM NO	SMR CODE	CAGEC	PART NUMBER	DESCRIPTION AND USABLE ON CODES (UOC)	QTY
GROUP 10 ENGINE ASSEMBLY					
FIG. 46 COVER ASSEMBLY, CYLINDER HEAD					
1	XBOZZ	28265	206963	BREATHER	1
2	PBOZZ	96906	MS21083N10	NUT, SELF-LOCKING, HE	3
3	PBOZZ	28265	40-0001525	WASHER, FLAT	3
4	PBOZZ	28265	285203	COVER, ENGINE POPPET	1
5	PAOZZ	28265	285213	GASKET	1
END OF FIGURE					

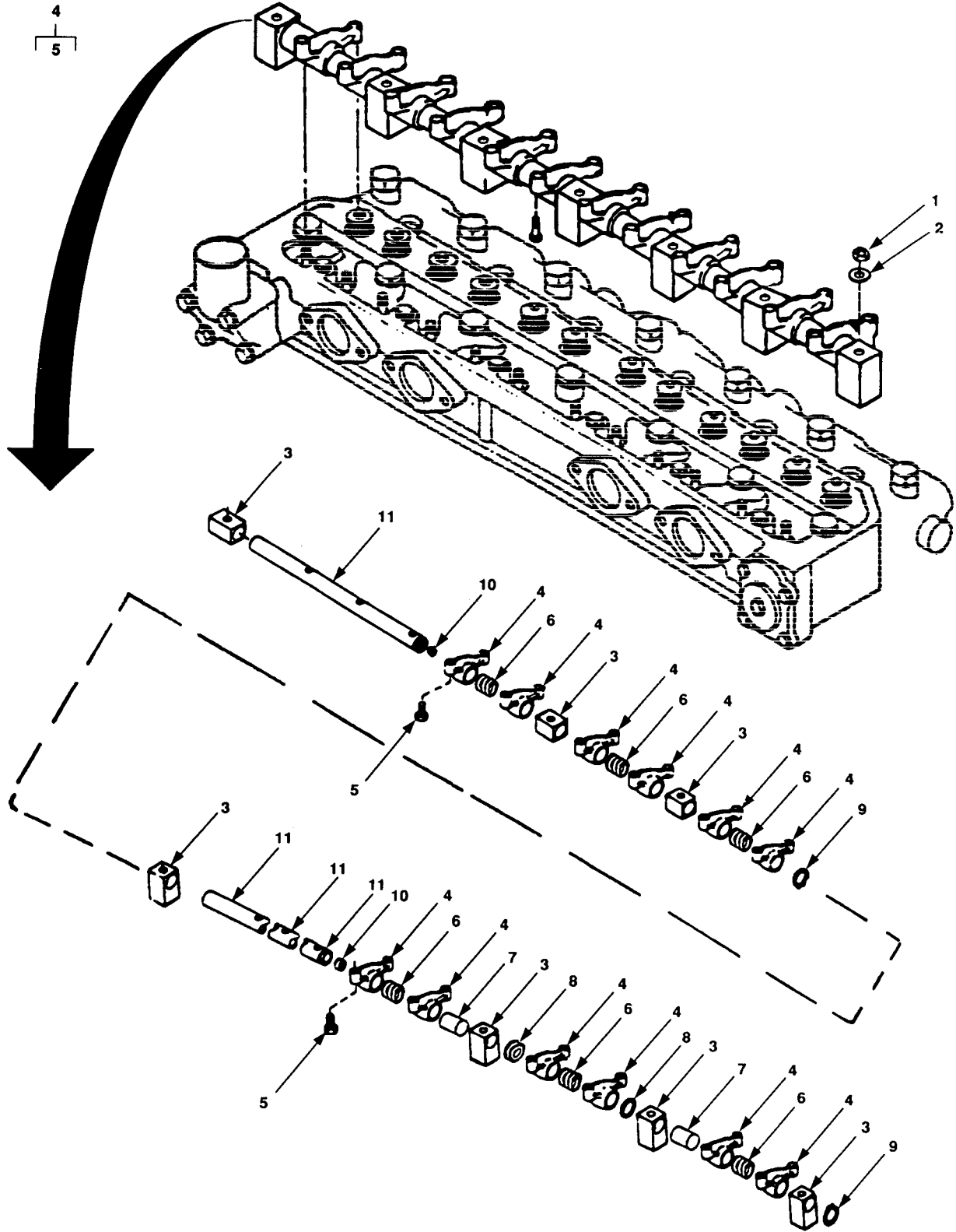


Figure 47. Rocker Arm Assembly

SECTION II

TM 10-4320-344-24P-1

(1) ITEM NO	(2) SMR CODE	(3) CAGEC	(4) PART NUMBER	(5) DESCRIPTION AND USABLE ON CODES (UOC)	(6) QTY
				GROUP 10 ENGINE ASSEMBLY	
				FIG. 47 ROCKER ARM ASSEMBLY	
1	XDFZZ	19099	QQQQQ	.NUT	7
2	XDFZZ	19099	RRRRR	.WASHER	7
3	PBFZZ	28265	40-3005201A	.SUPPORT, ROCKER ARM	7
4	PBFZZ	28265	288077	.ROCKER ARM, ENGINE P.....	12
5	PBFZZ	28265	40-0017301	..SCREW, ADJUSTING, VAL	1
6	PBFZZ	28265	255080	.SPRING, HELICAL, COMP.....	6
7	PBFZZ	28265	400003821	.SPACER, SPECIAL	2
8	PBFZZ	28265	40-0003820	.SPACER, RING.....	2
9	PBFZZ	28265	203480A	.RING, RETAINING.....	2
10	PBFZZ	28265	13132	.PLUG, EXPANSION.....	2
11	PBFZZ	28265	40-3005101	.SHAFT, ROCKER ARM	2

END OF FIGURE

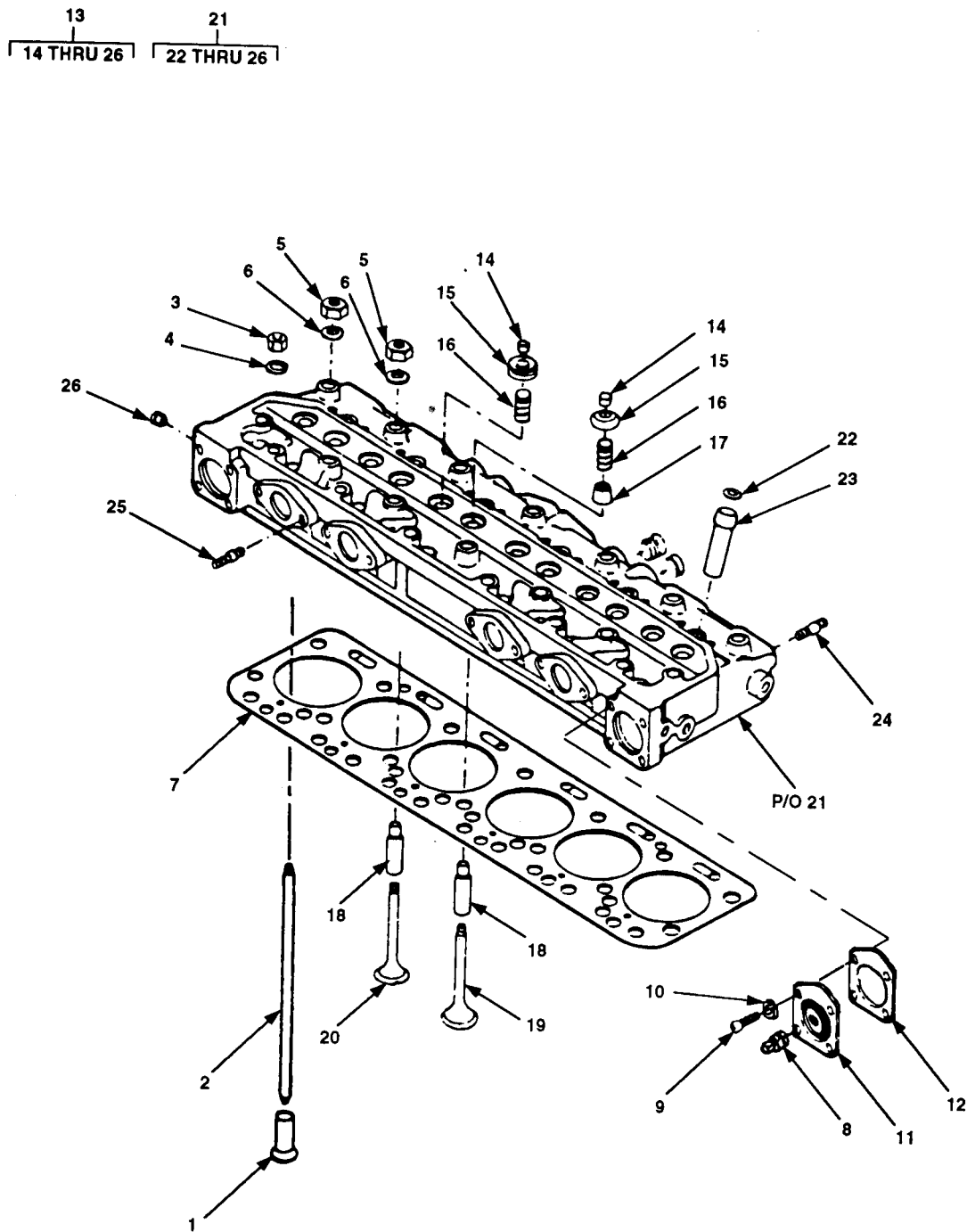


Figure 48. Cylinder Head Assembly

SECTION II

TM 10-4320-344-24P-1

(1) ITEM NO	(2) SMR CODE	(3) CAGEC	(4) PART NUMBER	(5) DESCRIPTION AND USABLE ON CODES (UOC)	(6) QTY
				GROUP 10 ENGINE ASSEMBLY	
				FIG. 48 CYLINDER HEAD ASSEMBLY	
1	PBFZZ	28265	255012A	.TAPPET, ENGINE POPPE	12
2	PBFZZ	28265	255013	.PUSH ROD, ENGINE POP	12
3	PBFZZ	28265	206589	.NUT HEAD STUD	6
4	PBOZZ	28265	206590	.NUT HEAD STUD	6
5	PBFZZ	28265	1500-04326	.NUT, CYLINDER HEAD STUD	14
6	PBFZZ	19207	10900409	.WASHER, FLAT CYLINDER HEAD STUD	14
7	PBFZZ	28265	40-3020901	.GASKET	1
8	XBFZZ	81348	WW-P-471AASBUD	.PLUG, PIPE	1
9	PBFZZ	28265	315	.SCREW, CAP, HEXAGON H	4
10	PBFZZ	96906	MS35338-46	.WASHER, LOCK	4
11	XBFZZ	28265	40-3070101	.COVER, WATER OUTLET	1
12	PAFZZ	28265	266701	.GASKET	1
13	PAFHF	28265	40-3020284	.CYLINDER HEAD, DIESE WITH VALVES	1
14	PAHZZ	28265	77019	..LOCK, VALVE SPRING R	12
15	PBHZZ	28265	255023	..SEAT, HELICAL COMPRE	12
16	PAHZZ	28265	288021	..SPRING, HELICAL, COMP	12
17	PBHZZ	28265	40-3022702	..INSERT, ENGINE VALVE EXHAUST SEAT	6
18	PAHZZ	28265	40-3022501	..GUIDE, VALVE STEM	12
19	PBHZZ	28265	293011	..VALVE, POPPET, ENGINE EXHAUST	6
20	PBHZZ	28265	291010	..VALVE, POPPET, ENGINE INTAKE	6
21	PBFHF	28265	40-3020281	..CYLINDER HEAD, DIESE	1
22	PAHZZ	28265	206752	...GASKET	6
23	PAHZZ	28265	293517-A	...SLEEVE, NOZZLE	6
24	PBHZZ	28265	13114A	...STUD, PLAIN EXHAUST MANIFOLD	12
25	XDHZZ	28265	11662	...STUD INTAKE MANIFOLD	8
26	PBHZZ	28265	3853-16108	...PLUG	1

END OF FIGURE

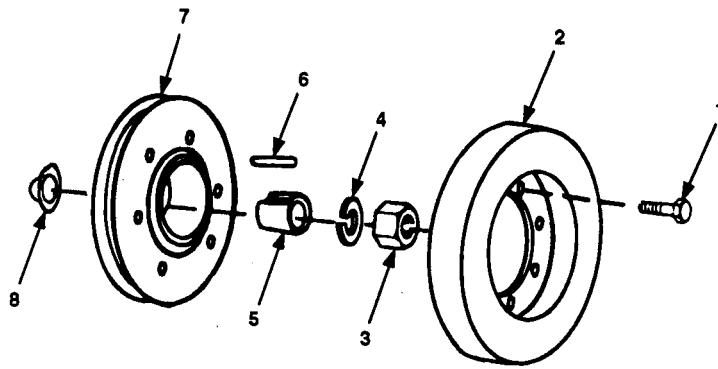


Figure 49. Pulley and Dampener Assembly

SECTION II				TM10-4320-344-24P-1	
(1)	(2)	(3)	(4)	(5)	(6)
ITEM NO	SMR CODE	CAGEC	PART NUMBER	DESCRIPTION AND USABLE ON CODES (UOC)	QTY
GROUP 10 ENGINE ASSEMBLY					
FIG. 49 PULLEY AND DAMPENER ASSEMBLY					
1	PAFZZ	28265	1000-24150	SCREW,CAP,HEXAGON H	6
2	PBFZZ	28265	136650	DAMPENER,VIBRATION	1
3	PAFZZ	28265	202568	NUT,PLAIN,HEXAGON	1
4	PAFZZ	28265	40-0001535	WASHER,LOCK	1
5	PBFZZ	28265	285385	BUSHING,TAPERED	1
6	PAFZZ	28265	1247	KEY,FAN DRIVE PULLE	1
7	XBFZZ	28265	290040C	PULLEY,GROOVE	1
8	XBFZZ	28265	285386	WASHER,CONE	1

END OF FIGURE

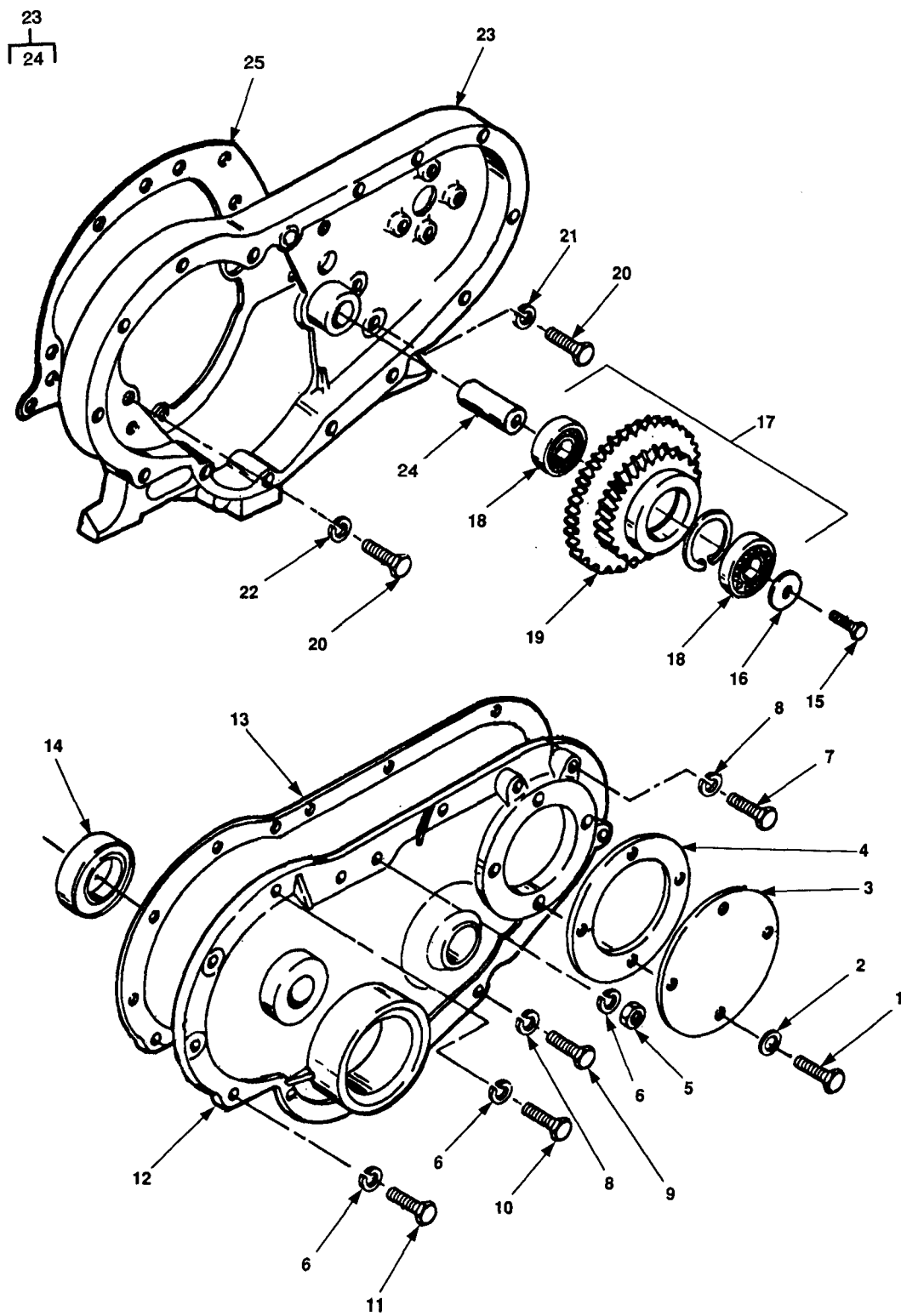


Figure 50. Gear Housing and Idler Gear Assembly

SECTION II (1)	SMR (2)	(3)	TM10-4320-344-24P-1 (4)	(5)	(6)
ITEM NO	CODE	CAGEC	PART NUMBER	DESCRIPTION AND USABLE ON CODES (UOC)	QTY
GROUP 10 ENGINE ASSEMBLY					
FIG. 50 GEAR HOUSING AN IDLER GEAR ASSEMBLY					
1	PAHZZ	28265	1000-12149	SCREW,CAP,HEXAGON H	4
2	PAHZZ	28265	76109A	GASKET	4
3	PBHZZ	28265	40-3100501	COVER,ACCESS	1
4	PAHZZ	28265	76189A	GASKET	1
5	PBHZZ	28265	626	NUT	1
6	PBHZZ	96906	MS35338-67	WASHER,LOCK	10
7	PBHZZ	28265	1000-12150	SCREW,CAP,HEXAGON H	3
8	PBHZZ	96906	MS35338-46	WASHER,LOCK	4
9	PBHZZ	82366	67-50361	SCREW,CAP,HEXAGON H	1
10	PAHZZ	28265	1000-12149	SCREW,CAP,HEXAGON H	8
11	PBHZZ	96906	MS90728-118	SCREW,CAP,HEXAGON H	1
12	PBHZZ	28265	40-3015002	END BELL,GEAR HOUSI	1
13	PAHZZ	28265	260046	GASKET	1
14	PAHZZ	28265	40-0003216	SEAL	1
15	PBHZZ	28265	1000-24084	BOLT,MACHINE	1
16	PBHZZ	28265	40-0001517	WASHER,FLAT	1
17	PBHZZ	28265	40-3076053	GEAR CLUSTER HELICAL,BEARING ASSEMBLY	1
18	PAHZZ	28265	40-0012306B	BEARING,ROLLER,TAPE	2
19	PBHZZ	28265	40-3076002D	GEAR CLUSTER COMBINATION	1
20	PBHZZ	28265	14512A	BOLT,MACHINE	4
21	XBHZZ	28265	4426	WASHER,FLAT	2
22	PBHZZ	28265	4731	WASHER,LOCK	2
23	XBHZZ	28265	40-3015552	GEAR AND SHAFT ASSE IDLER	1
24	XBHZZ	28265	40-3095703	SHAFT,SHOULDERED	1
25	PAHZZ	28265	291035	GASKET COVER	1

END OF FIGURE

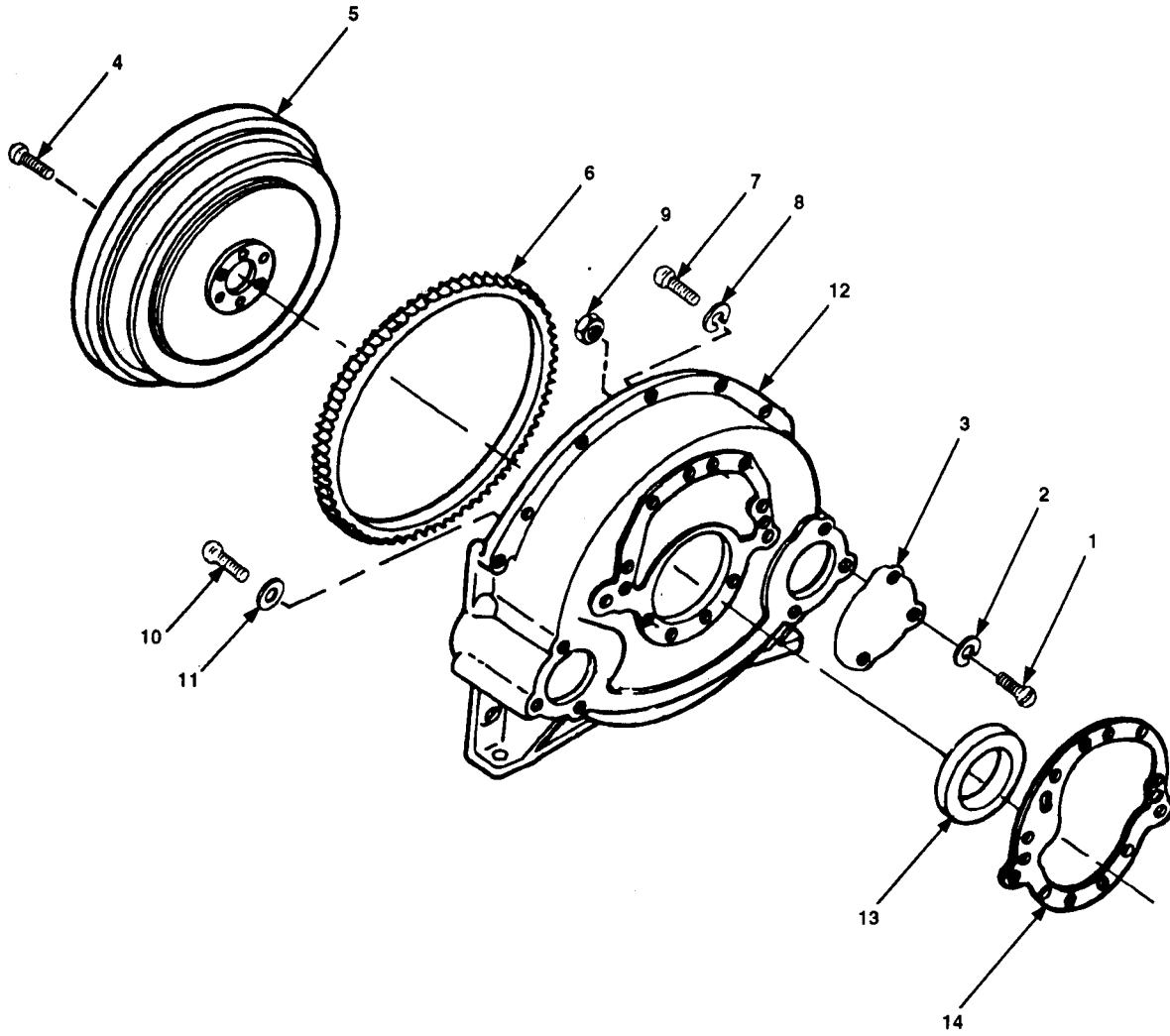


Figure 51. Bellhousing, Flywheel, and Ring Gear Assembly

SECTION II		TM10-4320-344-24P-1			
(1)	(2)	(3)	(4)	(5)	(6)
ITEM	SMR		PART		
NO	CODE	CAGEC	NUMBER	DESCRIPTION AND USABLE ON CODES (UOC)	QTY
GROUP 10 ENGINE ASSEMBLY					
FIG. 51 BELLHOUSING, FLYWHEEL, AND RING GEAR ASSEMBLY					
1	PBHZZ	28265	4072A	BOLT, MACHINE	3
2	PBHZZ	96906	MS35338-46	WASHER, LOCK	3
3	XBHZZ	28265	2055	COVER, STARTER OPENING	1
4	PBHZZ	28265	1000-25293	BOLT	6
5	PBHZF	28265	256253	CAMSHAFT, ENGINE GEAR ASSEMBLY	1
6	PBHZZ	28265	15471	GEAR, SPUR	1
7	PBHZZ	28265	1000-12293	SCREW, CAP, HEXAGON H	6
8	PBHZZ	96906	MS35338-67	WASHER, LOCK	8
9	PBHZZ	28265	626	NUT	2
10	PBHZZ	28265	1000-12080	SCREW, MACHINE	4
11	PBHZZ	28265	11983	WASHER, FLAT	4
12	XBHZZ	28265	40-3041401	BELLHOUSING	1
13	PAHZZ	28265	40-0003205	SEAL, PLAIN ENCASED	1
14	PAHZZ	28265	291035	GASKET	1

END OF FIGURE

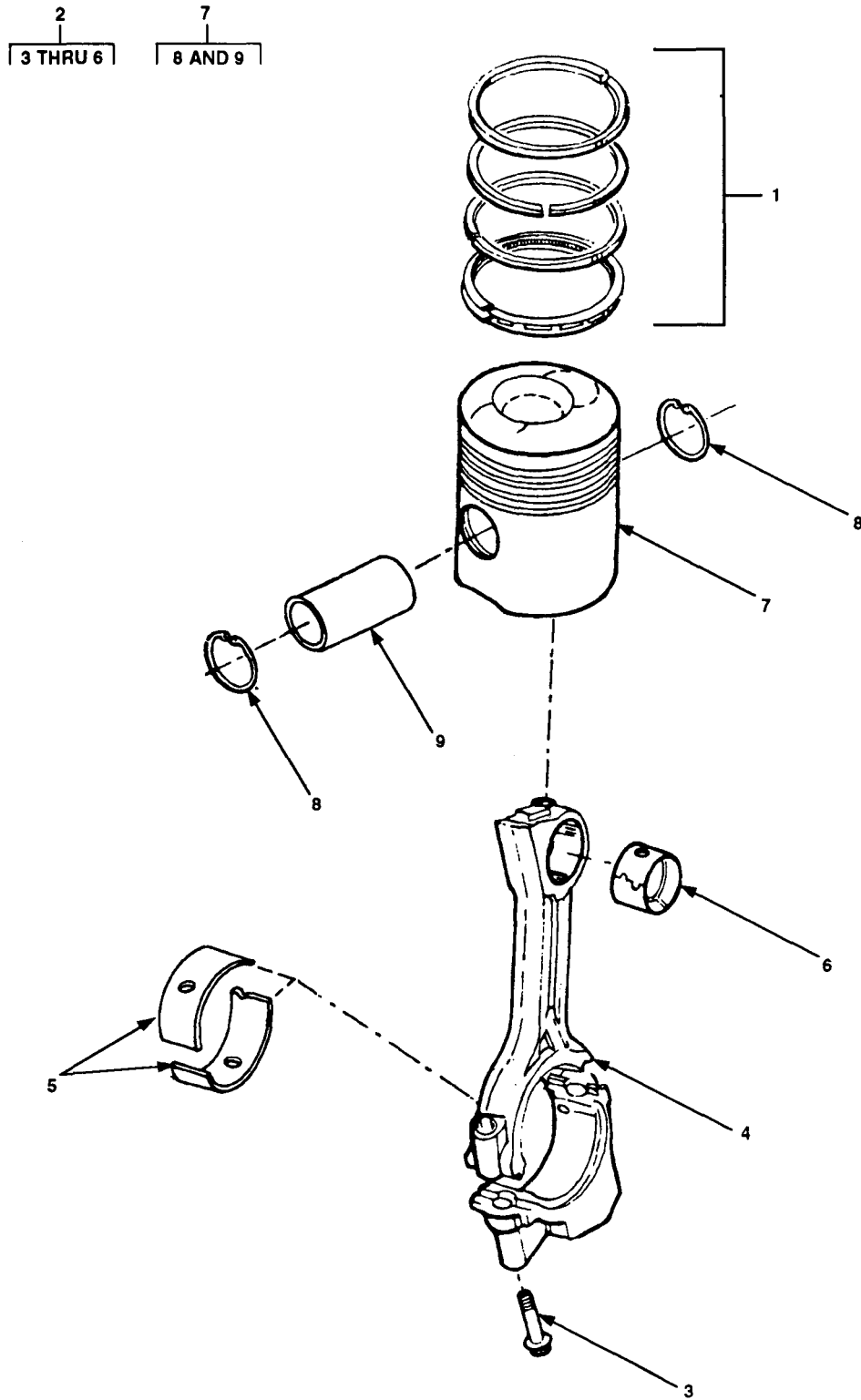


Figure 52. Piston and Connecting Rod Assemblies

SECTION II (1)	SMR (2)	CAGEC (3)	PART (4)	DESCRIPTION AND USABLE ON CODES (UOC) (5)	QTY (6)
ITEM NO	CODE		NUMBER		
TM10-4320-344-24P-1					
GROUP 10 ENGINE ASSEMBLY					
FIG. 52 PISTON AND CONNECTING ROD ASSEMBLIES					
1	PBHZZ	28265	40-3010554	RING SET,PISTON STANDARD,COMPLETE ENGINE	1
2	PBHZZ	28265	288290	CONNECTING ROD,PIST ASSEMBLY	6
3	PBHZZ	28265	40-3093302	BOLT,SELF-LOCKING ROD	2
4	PBHZZ	28265	288291	CONNECTING, ROD,PIST	1
5	PBHZZ	28265	288092	BUSHING,SLEEVE (REPLACEMENT USE P/N 288095)	1
6	PBHZZ	28265	288199	BUSHING,SLEEVE	1
7	PBHZZ	28265	40-3010453	PISTON,INTERNAL COM ASSEMBLY	6
8	PBHZZ	28265	40-0000706	RING,RETAINING	2
9	PBHZZ	28265	40-3010901	PIN,PISTON	1
END OF FIGURE					

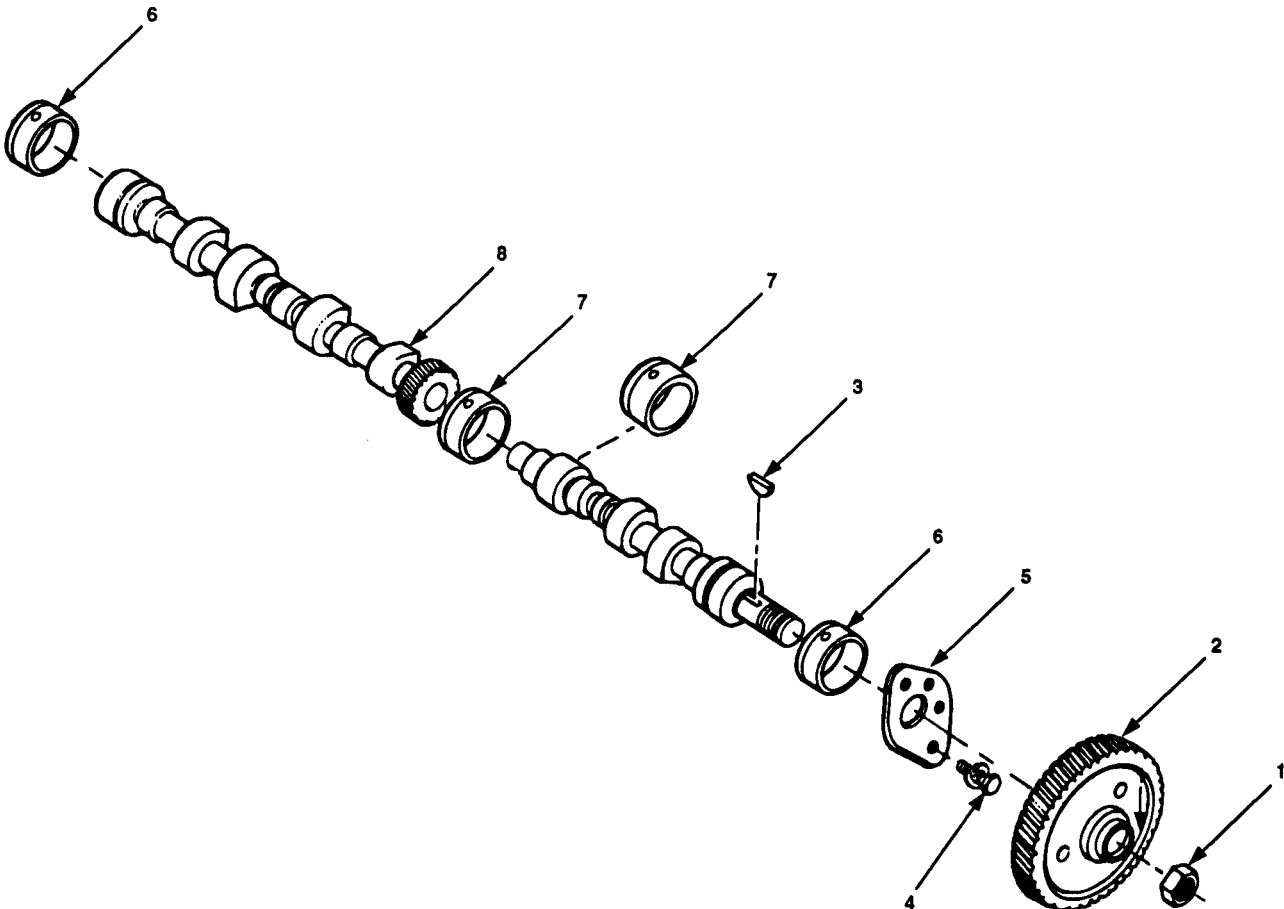


Figure 53. Camshaft

SECTION II				TM10-4320-344-24P-1	
(1)	(2)	(3)	(4)	(5)	(6)
ITEM NO	SMR CODE	CAGEC	PART NUMBER	DESCRIPTION AND USABLE ON CODES (UOC)	QTY
GROUP 10 ENGINE ASSEMBLY					
FIG. 53 CAMSHAFT					
1	PBHZZ	28265	255510	NUT,PLAIN,HEXAGON	1
2	PBHZZ	28265	40-3076101	GEAR,HELICAL	1
3	PBHZZ	96906	MS35756-35	KEY,WODRUFF	1
4	PBHZZ	28265	201991A	BOLT,ASSEMBLED WASH PLATE MOUNTING	2
5	PBHZZ	28265	255072	PLATE,RETAINING,SHA	1
6	PBHZZ	28265	293060	BEARING,SLEEVE FRONT AND REAR	2
7	PBHZZ	28265	293061	BEARING,SLEEVE CENTER	2
8	PBHZZ	28265	287060	CAMSHAFT,ENGINE	1
END OF FIGURE					

7
8 AND 9

10
11 THRU 13

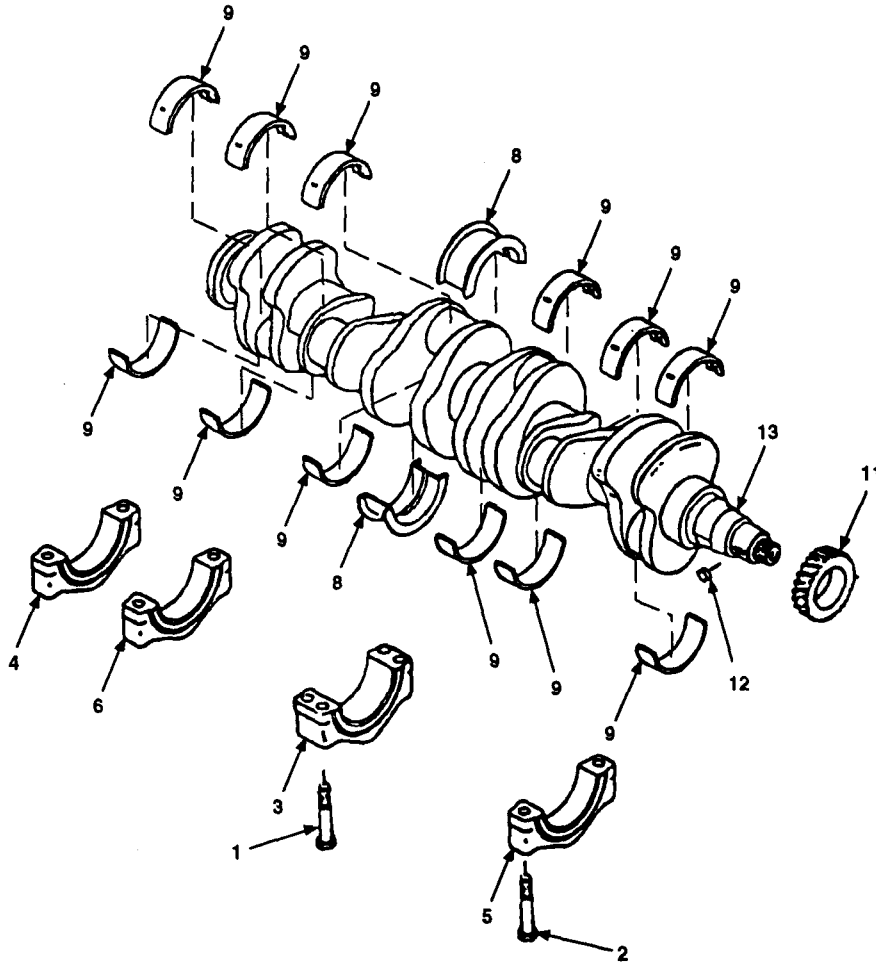


Figure 54. Crankshaft and Main Bearing Assemblies

SECTION II

TM 10-4320-344-24P-1

(1) ITEM NO	(2) SMR CODE	(3) CAGEC	(4) PART NUMBER	(5) DESCRIPTION AND USABLE ON CODES (UOC)	(6) QTY
				GROUP 10 ENGINE ASSEMBLY	
				FIG. 54 CRANKSHAFT AND MAIN BEARING ASSEMBLIES	
1	XDHZZ	28265	205351	..CAP SCREW	4
2	PBHZZ	28265	288105A	..SCREW, MACHINE BEARING, FRONT, REAR AND INTERMEDIATE	12
3	XBHZZ	28265	285123	..CAP, CENTER MAIN BEARING.....	1
4	XBHZZ	28265	288102	..CAP, PILLOW BLOCK REAR MAIN BEARING.....	1
5	XBHZZ	28265	288100	..CAP, FRONT MAIN BEARING	1
6	XBHZZ	28265	288101	..CAP, INTER MAIN BEARING.....	4
7	PBHZZ	28265	288106	..BEARING SET, SLEEVE	1
8	PBHZZ	28265	288132	..BEARING, SLEEVE MAIN, 2 HALVES.....	1
9	PBHZZ	28265	40-3104053	..BEARING, SLEEVE FRT, RR AND INT 6 MAINS, 2 HALVES.....	
10	PBHZZ	28265	40-3003062	..CRANKSHAFT, ENGINE ASSEMBLY.....	1
11	PBHZZ	28265	40-3076401	..GEAR, HELICAL	1
12	PBHZZ	96906	MS35756-35	..KEY, WOODRUFF	1
13	PBHZZ	28265	40-3003005	..CRANKSHAFT, ENGINE	1

END OF FIGURE

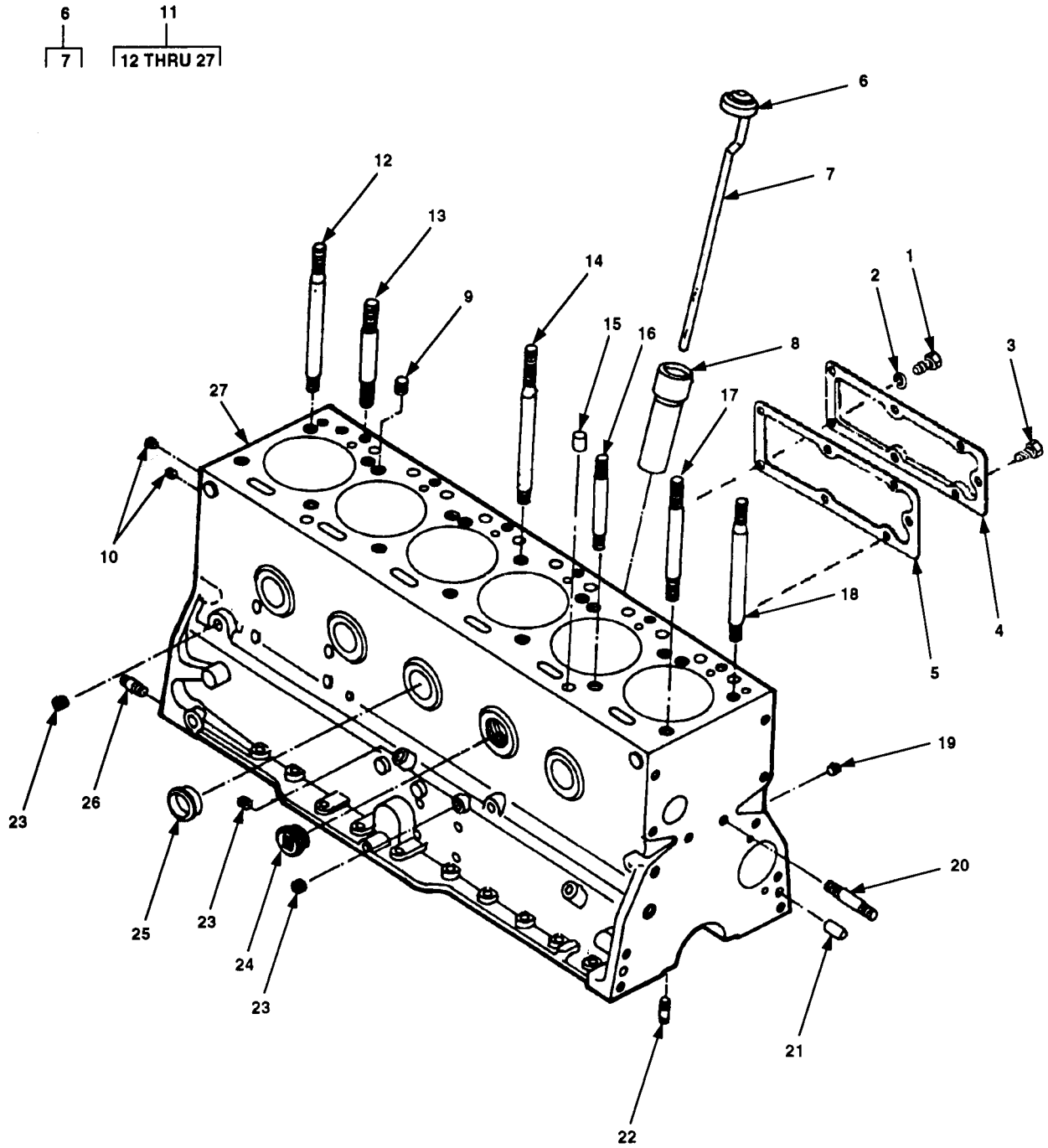


Figure 55. Cylinder Block Assembly

SECTION II (1)	ITEM (2)	(3)	TM10-4320-344-24P-1 (4)	(5)	(6)
NO	SMR CODE	CAGEC	PART NUMBER	DESCRIPTION AND USABLE ON CODES (UOC)	QTY
GROUP 10 ENGINE ASSEMBLY					
FIG. 55 CYLINDER BLOCK ASSEMBLY					
1	PBHZZ	96906	MS90728-58	SCREW,CAP,HEXAGON H	12
2	PBHZZ	96906	MS35338-46	WASHER, LOCK	12
3	XAHZZ	28265	1002-16148	BOLT, SELF-LOCKING	2
4	XBHZZ	28265	286013	PLATE,ENGINE BLOCK	2
5	PAHZZ	28265	40-0011910	GASKET	2
6	XBHZZ	28265	40-3039451	GAGE ROD-CAP, LIQUID	1
7	XAHZZ	28265	285169	DIPSTICK OIL GAGE ASSEMBLY	1
8	XBFZZ	28265	255161	FILLER NECK	1
9	XBHZZ	81348	WW-P-471ACBBUE	PLUG,PIPE VALVE COMPARTMENT	4
10	XBHZZ	81348	WW-P-471AASBUD	PLUG,PIPE WATER DRAIN,LEFT AND RIGHT SIDE OF BLOCK	2
11	PBHFF	28265	40-3001883	ENGINE BLOCK ASSEMB CYLINDER	1
12	PBHZZ	28265	40-000-1619	STUD,PLAIN CYLINDER HEAD	1
13	PBHZZ	28265	13814	STUD,PLAIN CYLINDER HEAD	6
14	PBHZZ	28265	40-0001617	STUD,RECESSED CYLINDER HEAD	3
15	PBHZZ	28265	204601	PIN,STRAIGHT,HEADLE	2
16	PBHZZ	28265	203986	STUD,PLAIN CYLINDER HEAD	5
17	PBHZZ	28265	204591	STUD,PLAIN CYLINDER HEAD	2
18	PBHZZ	28265	40-0001618	STUD,STEPPED CYLINDER HEAD	3
19	XBHZZ	28265	206515	PLUG,PIPE HEADER AND BOTTOM OF BLOCK	2
20	PBHZZ	28265	12293A	STUD,PLAIN GEAR HOUSING	1
21	PBHZZ	28265	2153-24644	PIN,STRAIGHT,HEADLE GEAR HOUSING AND BELLHOUSING	4
22	PBHZZ	28265	207295	STUD,PLAIN OIL PAN ADAPTER, MOUNTING	4
23	PBHZZ	28265	59	PLUG,MACHINE THREAD	4
24	PBHZZ	72582	143969	PLUG,PIPE	1
25	PBHZZ	28265	11683A	PLUG,EXPANSION	5
26	PBHZZ	28265	14907	STUD,PLAIN BELLHOUSING MOUNTING	2
27	PBHHH	28265	40-3001807	ENGINE BLOCK,DIESEL	1

END OF FIGURE

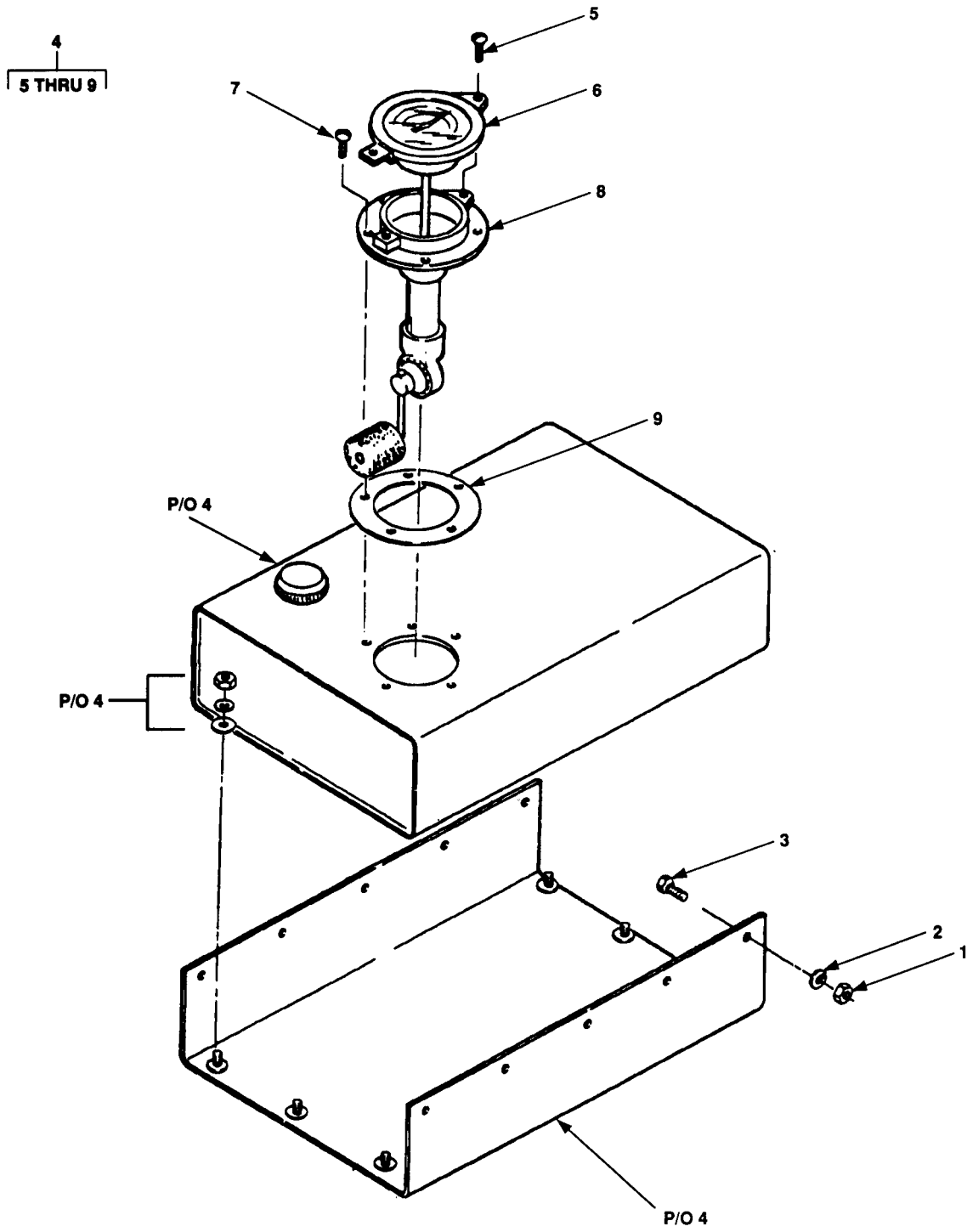


Figure 56. Fuel Tank and Guard Assembly

SECTION II				TM10-4320-344-24P-1	
(1)	(2)	(3)	(4)	(5)	(6)
ITEM NO	SMR CODE	CAGEC	PART NUMBER	DESCRIPTION AND USABLE ON CODES (UOC)	QTY
GROUP 11 FUEL TANK					
FIG. 56 FUEL TANK AND GUARD ASSEMBLY					
1	XBOZZ	96906	MS51967-11	NUT,PLAIN,HEXAGON	10
2	XBOZZ	96906	MS35338-47	WASHER,LOCK	10
3	PAOZZ	96906	MS90728-86	SCREW,CAP,HEXAGON H	10
4	XBOFF	25567	46711-040	TANK,FUEL,ENGINE ASEMBLY, INCLUDES GUARD AND ATTACHING HARDWARE	1
5	PBOZZ	96906	MS21318-20	SCREW,DRIVE GAGE MTG	3
6	PBOZZ	09393	5004100601	INDICATOR,LIGUID QU	1
7	PBOZZ	96906	MS51957-43	SCREW,MACHINE	5
8	XBOZZ	09393	6741-00215	TRANSMITTER,LIQUID LIQUID LEVEL	1
9	PAOZZ	09393	15-423	GASKET SENDING UNIT	1
END OF FIGURE					

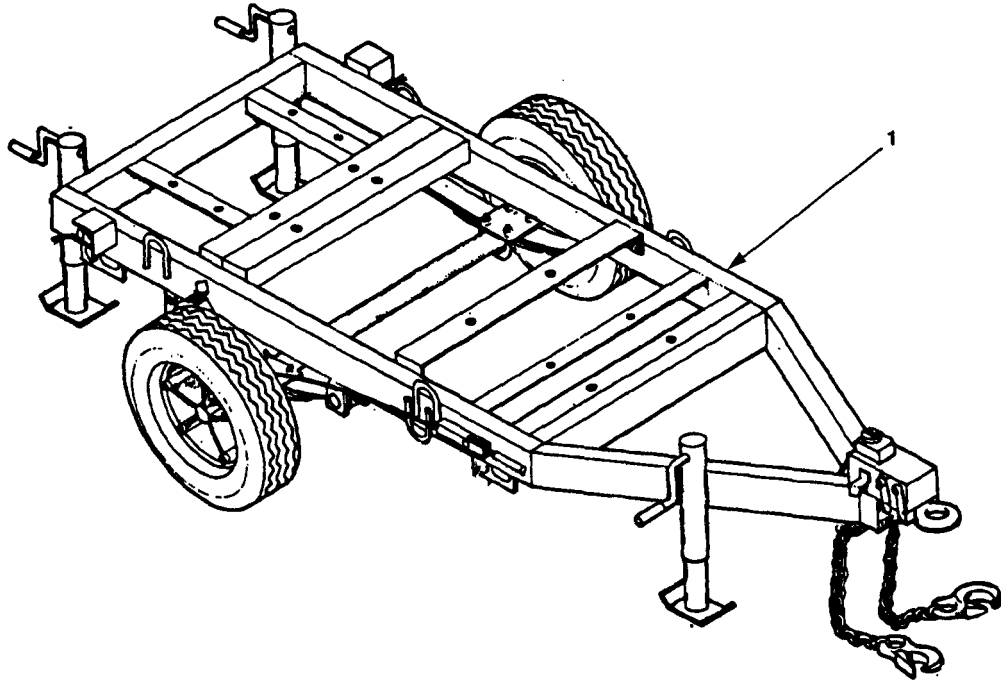


Figure 57. Wheel Mounted Frame Assembly

SECTION II				TM10-4320-344-24P-1	
(1)	(2)	(3)	(4)	(5)	(6)
ITEM NO	SMR CODE	CAGEC	PART NUMBER	DESCRIPTION AND USABLE ON CODES (UOC)	QTY
				GROUP 11 FUEL TANK	
				FIG. 57 WHEEL MOUNTED FRAME ASSEMBLY	
1	XBFFF	25567	41583-609	CHASSIS,TRAILER MODEL 15080	1
				END OF FIGURE	

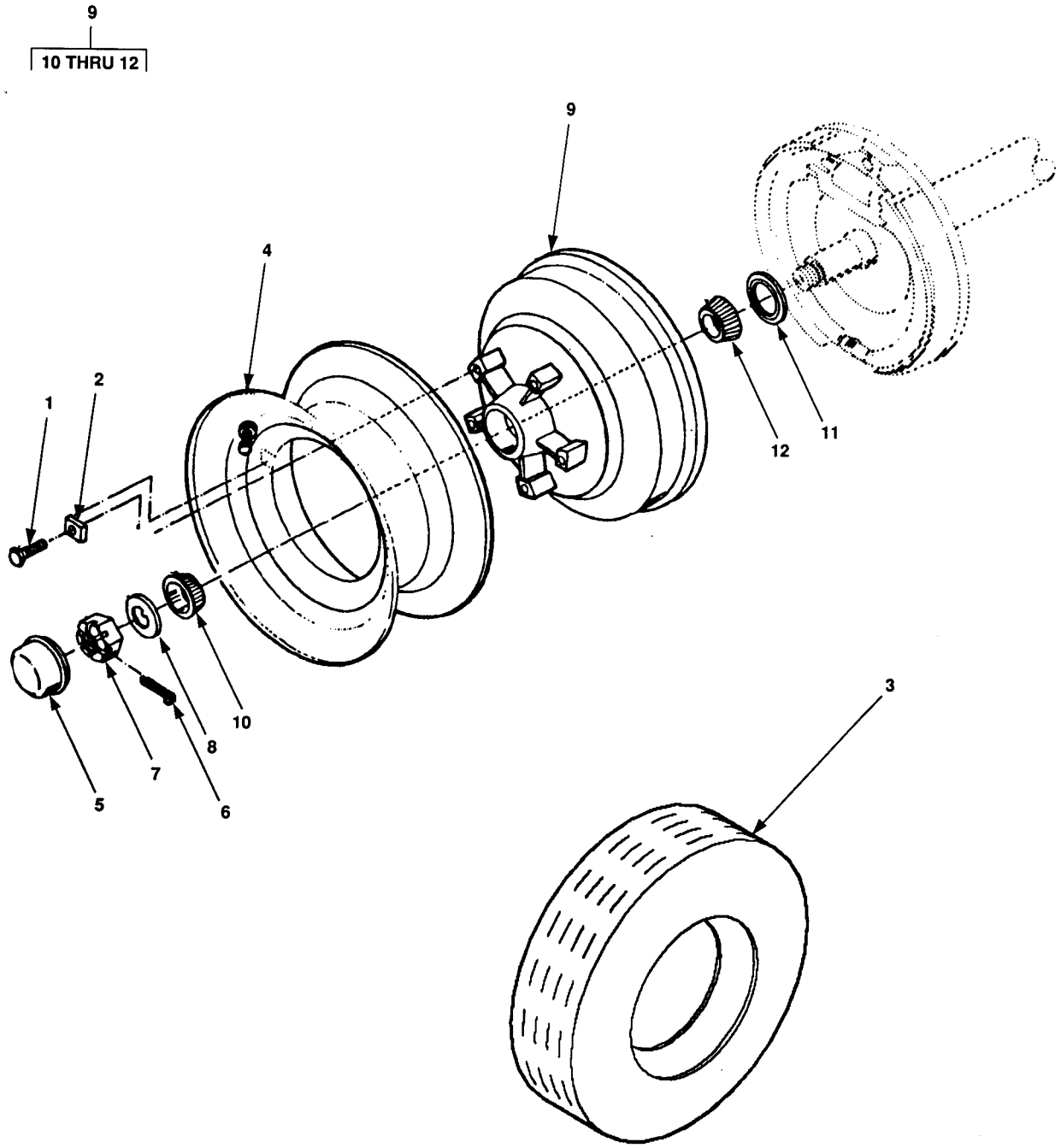


Figure 58. Wheels, Hubs and Tires

SECTION II		TM10-4320-344-24P-1			
(1)	(2)	(3)	(4)	(5)	(6)
ITEM NO	SMR CODE	CAGEC	PART NUMBER	DESCRIPTION AND USABLE ON CODES (UOC)	QTY
GROUP 11 FUEL TANK					
FIG. 58 WHEELS, HUBS AND TIRES					
1	PAOZZ	71770	08-202731	BOLT, SHOULDER	10
2	XBOZZ	71770	79-000103	WASHER, CONVEX	10
3	PBOZZ	89373	6517-554	TIRE, PNEUMATIC TUBLESS, LT 8-14.5	2
4	XBOZZ	71770	79-001028	RIM, WHEEL, PNEUMATIC 14.5 X 6.00	2
5	XBOZZ	71770	79-000196	CAP, GREASE	2
6	PAOZZ	71770	08-201996	PIN, COTTER	2
7	PBOZZ	71770	08-202734	NUT, PLAIN, SLOTTED, H	2
8	PBOZZ	71770	79-000053	WASHER, KEYWAY	2
9	XBOZZ	71770	11-925455	HUB AND STUD	2
10	PAOZZ	96906	MS19081-185	BEARING, ROLLER, TAPE	1
11	PAOZZ	71770	08-9000106	SEAL, PLAIN ENCASED	1
12	PAOZZ	96906	MS19081-69	BEARING, ROLLER, TAPE	1

END OF FIGURE

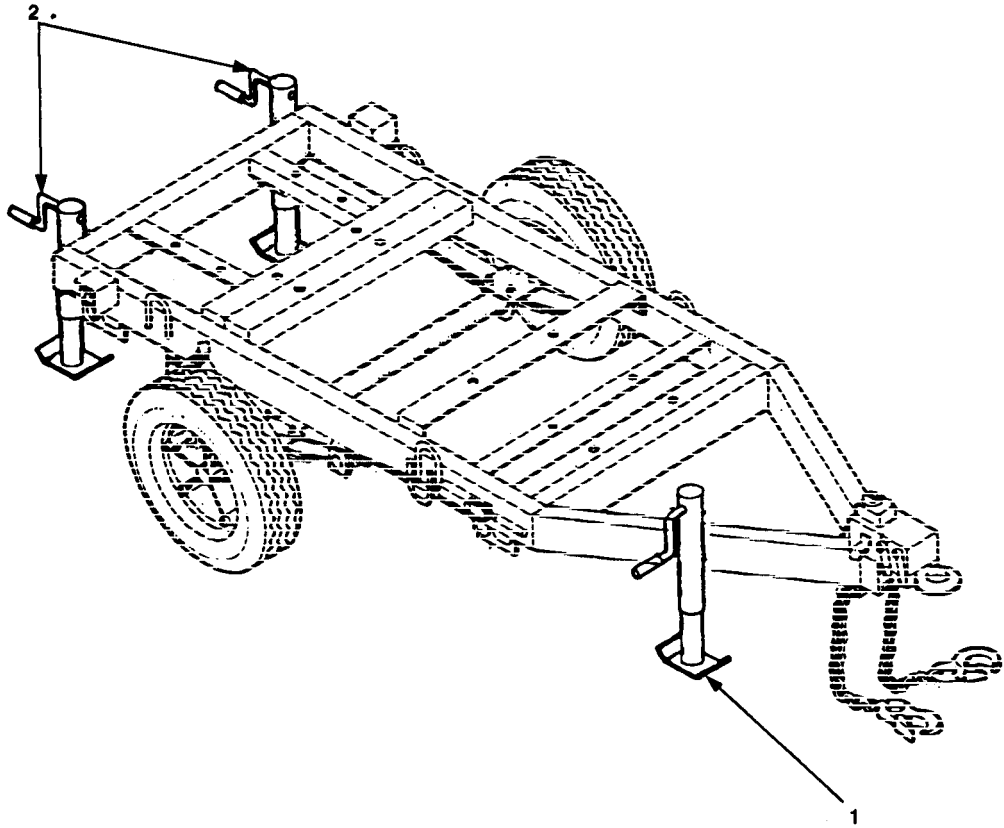


Figure 59. Front and Rear Level Jack Assemblies

SECTION II (1)	SMR (2)	CAGEC (3)	PART (4)	DESCRIPTION AND USABLE ON CODES (UOC) (5)	QTY (6)
ITEM NO	CODE		NUMBER		
				GROUP 12 WHEEL MOUNTED FRAME ASSEMBLY	
				FIG. 59 FRONT AND REAR LEVEL JACK ASSEMBLIES	
1	PBOZZ	71770	68-458001	JACK, LEVELING-SUPPO	1
2	PBOZO	71770	68-455001	JACK, LEVELING-SUPPO	2
				END OF FIGURE	

1
2 THRU 9

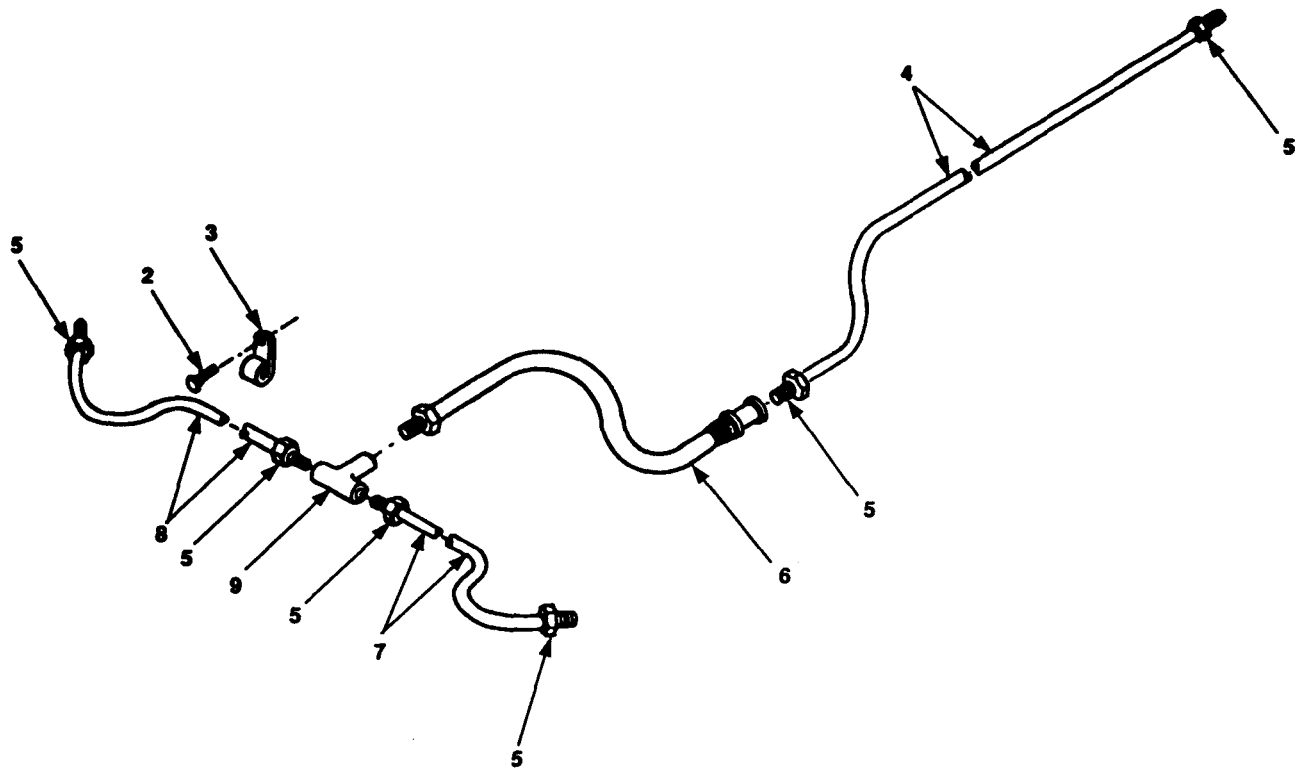


Figure 60. Brake Actuator and Line Assemblies (Sheet 1 of 2)

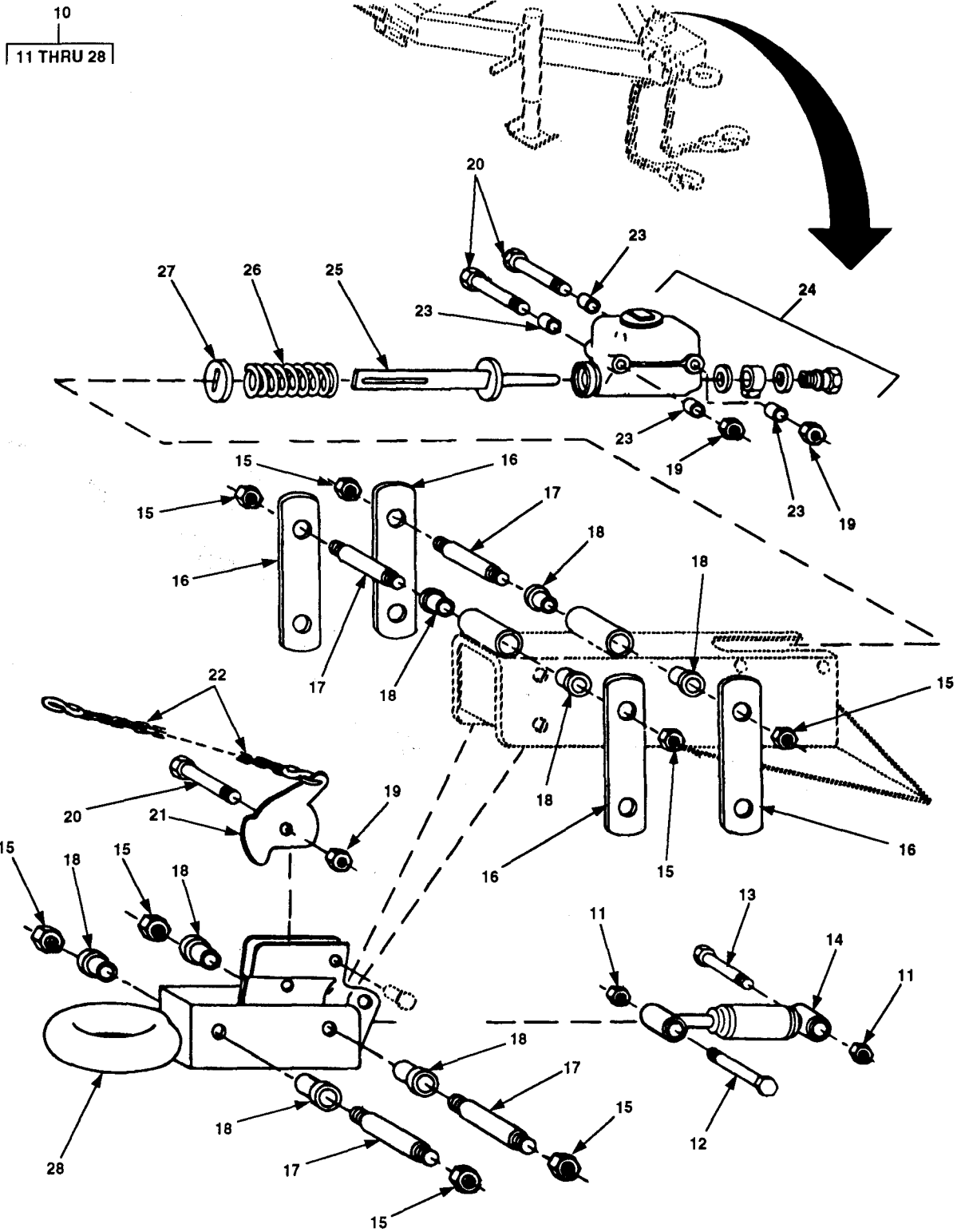


Figure 60. Brake Actuator and Line Assemblies (Sheet 2 of 2)

SECTION II (1)	ITEM (2)	(3)	TM10-4320-344-24P-1 (4)	(5)	(6)
NO	SMR CODE	CAGEC	PART NUMBER	DESCRIPTION AND USABLE ON CODES (UOC)	QTY
GROUP 12 WHEEL MOUNTED FRAME ASSEMBLY					
FIG. 60 BRAKE ACTUATOR AND LINE ASSEMBLIES					
1	PB0ZZ	71770	79-010155	PARTS KIT, HYDRAULIC	1
2	PBOZZ	05748	16660	SCREW, TAPPING, THREA	2
3	XBOZZ	05748	76738	CLIP, TUBING	2
4	MOOZZ	93072	1617-A	TUBING, STEEL MAKE FROM BULK P/N 1617 (93072) 72.0 IN. REQUIRED	1
5	XBOZZ	93072	1620	INVERTED NUT, TUBE C	6
6	PBOZZ	44940	76740	HOSE ASSEMBLY, NONME	1
7	MOOZZ	93072	1617-B	TUBING, STEEL MAKE FROM BULK P/N 1617 (93072) 14.0 IN. REQUIRED	1
8	MOOZZ	93072	1617-C	TUBING, STEEL MAKE FROM BULK P/N 1617 (93072) 54.0 IN. REQUIRED	1
9	XBOZZ	93072	1621	TEE, TUBE	1
10	XBOZZ	93072	16032	ACTUATOR, BRAKE, TAG TRAILER CHASSIS	1
11	XBOZZ	93072	1847	NUT, SELF-LOCKING, HE 7/16 IN-20	2
12	XBOZZ	96906	MS90727-91	SCREW, CAP, HEXAGON H 7/16 IN-20, 2.0 IN. LG	1
13	XBOZZ	93072	1854	SCREW, CAP, HEXAGON H 7/16 IN. X 4.0 IN. LG	1
14	XBOZZ	93072	1844-2	SHOCK ABSORBER, DIRE	1
15	XBOZZ	93072	1753	NUT, SELF-LOCKING, SI 1/2 IN-20	8
16	XBOZZ	93072	1808-1	PLATE, BRACKET	4
17	XBOZZ	93072	1829	SHAFT, CHAIN	4
18	PBOZZ	93072	1745	BEARING, SLEEVE	8
19	PBOZZ	93072	1747	NUT, LOCK 3/8 IN-24	5
20	PBOZZ	93072	1846	SCREW, CAP, HEXAGON H 3/8-24, 4.0 IN. LG	5
21	XBOZZ	93072	1804	LEVER BREAKAWAY	1
22	XBOZZ	93072	10511	CHAIN ASSEMBLY S-HOOK	1
23	XBOZZ	93072	1841	SPACER, SLEEVE	4
24	PBOZZ	93072	10614	CYLINDER ASSEMBLY, H	1
25	XBOZZ	93072	10607	PUSH ROD	1
26	PBOZZ	93072	1828	SPRING	1
27	PBOZZ	93072	1840	WASHER, PUSH ROD	1
28	PBOZZ	93072	10632	COUPLER, DRAWBAR, RIN 3.0 IN. ID	1

END OF FIGURE

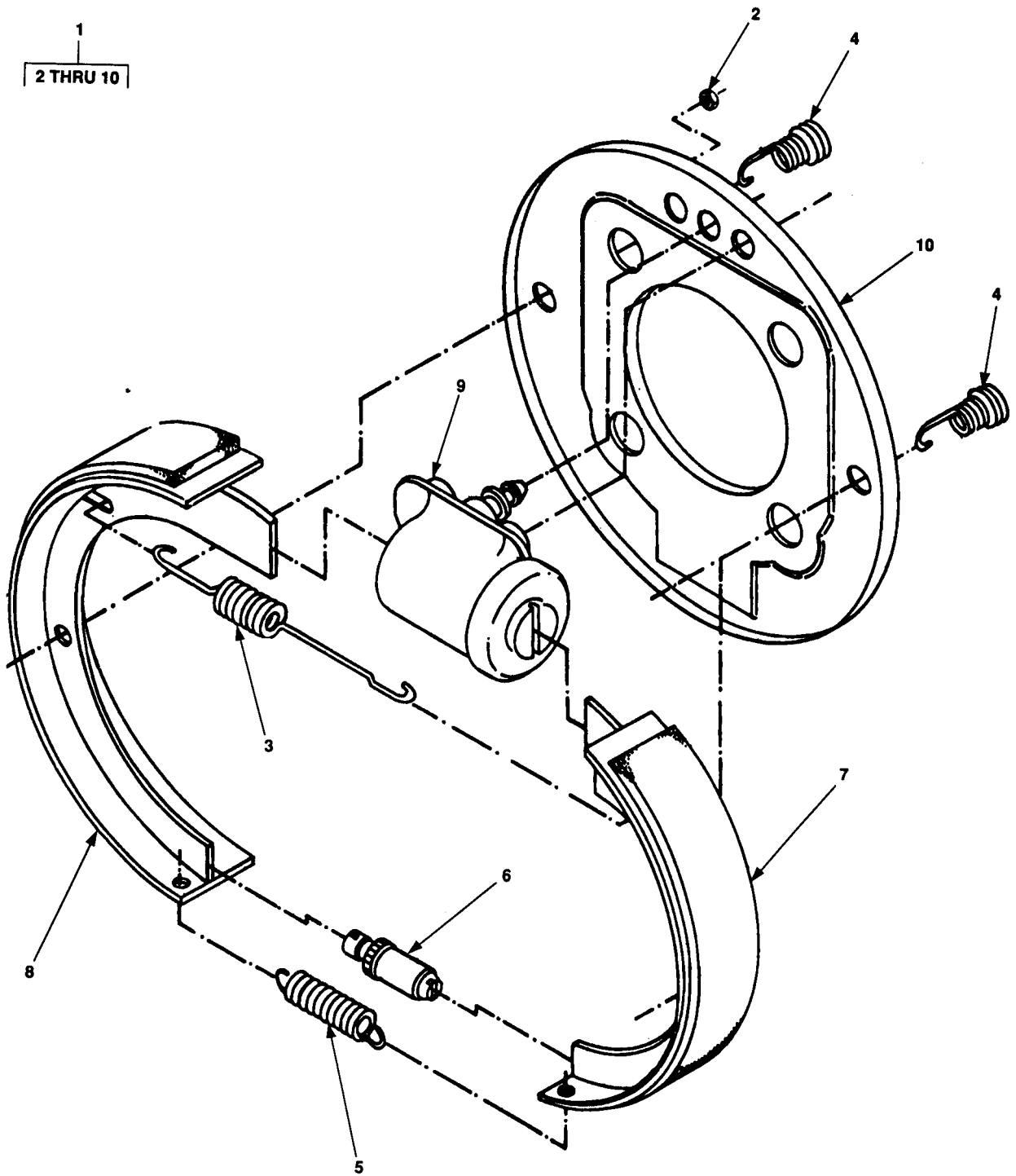


Figure 61. Wheel Cylinder and Brake Shoes

SECTION II

TM 10-4320-344-24P-1

(1) ITEM NO	(2) SMR CODE	(3) CAGEC	(4) PART NUMBER	(5) DESCRIPTION AND USABLE ON CODES (UOC)	(6) QTY
				GROUP 12 WHEEL MOUNTED FRAME ASSEMBLY	
				FIG. 61 WHEEL CYLINDER AND BRAKE SHOES	
1	PBOZZ	71770	794)00822	..BRAKE, SHOE TYPE RIGHT HAND, BENDIX.....	1
1	PBOZZ	71770	79-000823	..BRAKE, SHOE TYPE LEFT HAND, BENDIX	1
2	PBOZZ	71770	08-201789	..NUT, PLAIN, HEXAGON	2
3	PBOZZ	71770	69160316	..SPRING, HELICAL, EXTE	2
4	PBOZZ	71770	69160317	..SPRING, HELICAL, EXTE	4
5	PBOZZ	71770	69160282	..SPRING, HELICAL, EXTE	2
6	XDOZZ	71770	69890104	..ADJUSTING SCREW ASS	2
7	PAOZF	71770	69870115	..BRAKE SHOE PRIMARY.....	2
8	XDOZZ	71770	69870114	..BRAKE SHOE SECONDARY	2
9	XDOZZ	71770	69250575	..CYLINDER ASSEMBLY, H RIGHT HAND	1
9	XDOZZ	71770	69250574	..CYLINDER ASSEMBLY, H LEFT HAND	1
10	XBOZZ	71770	69840119	..PLATE, ASSEMBLY BACKING	3

END OF FIGURE

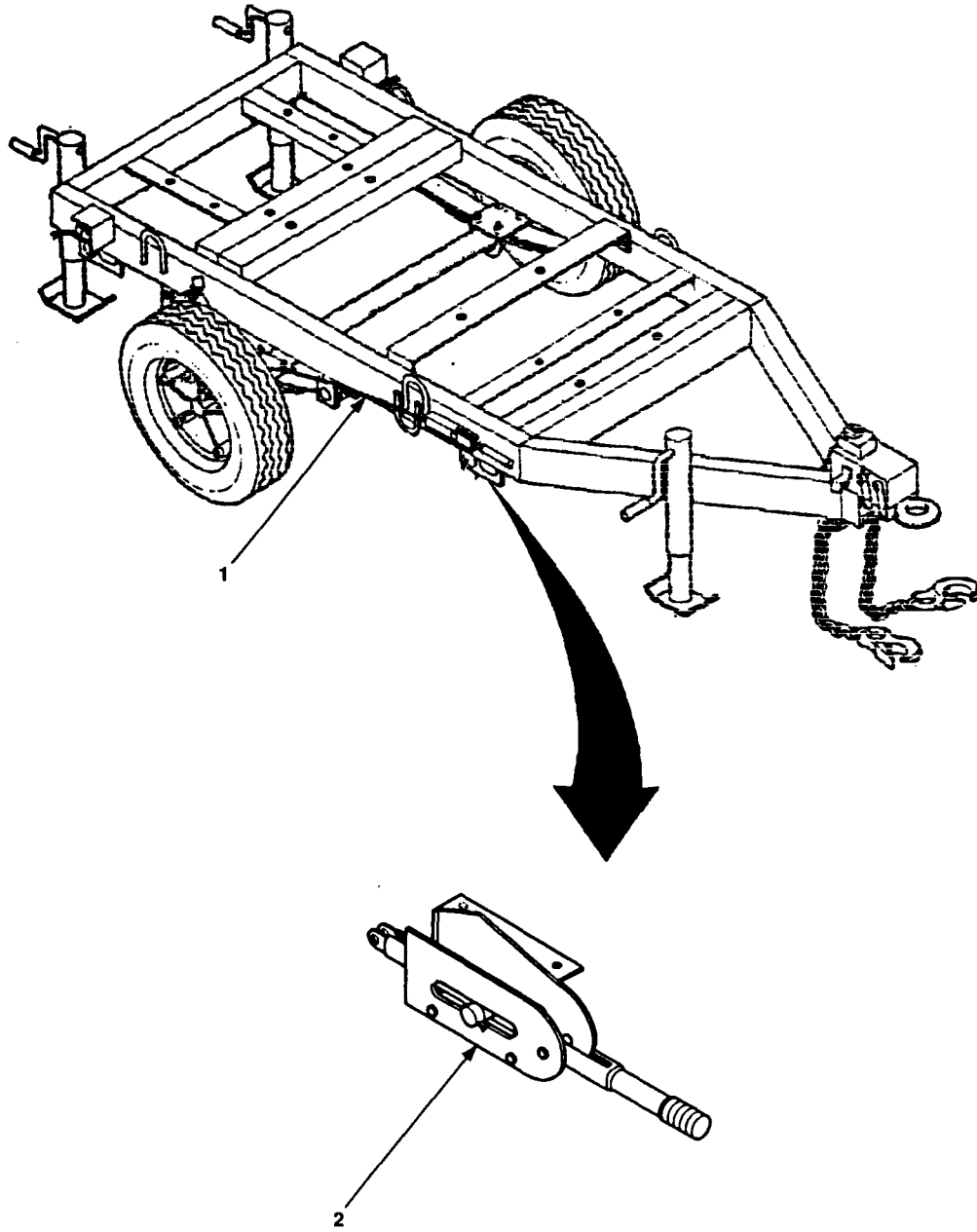


Figure 62. Hand Brake Assembly and Cable

SECTION II				TM10-4320-344-24P-1	
(1)	(2)	(3)	(4)	(5)	(6)
ITEM	SMR		PART		
NO	CODE	CAGEC	NUMBER	DESCRIPTION AND USABLE ON CODES (UOC)	QTY
				GROUP 12 WHEEL MOUNTED FRAME ASSEMBLY	
				FIG. 62 HAND BRAKE ASSEMBLY AND CABLE	
1	XBOZZ	71770	84-012218	WIRE ROPE ASSEMBLY	2
2	XBOZZ	71770	84-012219	LEVER, MANUAL CONTROL	2
				END OF FIGURE	

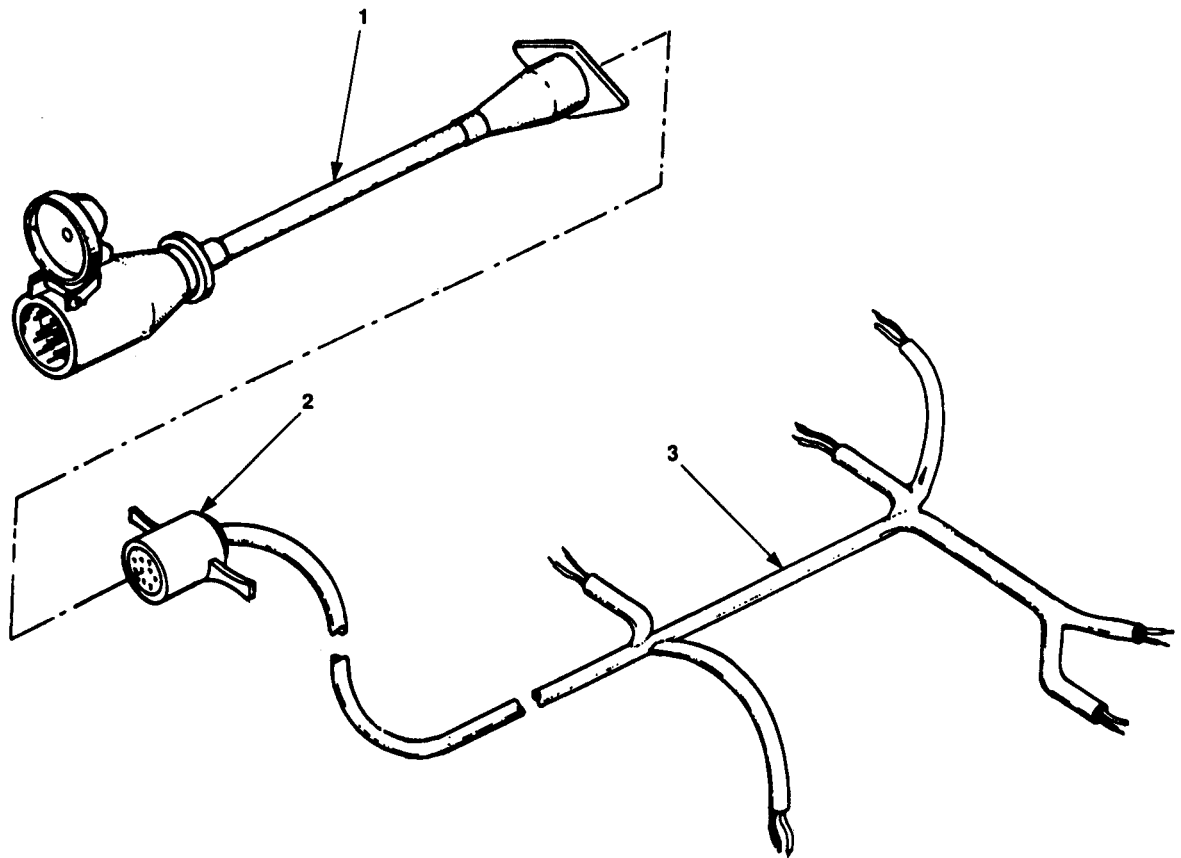


Figure 63. Wiring Harness, Trailer

SECTION II				TM10-4320-344-24P-1	
(1)	(2)	(3)	(4)	(5)	(6)
ITEM	SMR		PART		
NO	CODE	CAGEC	NUMBER	DESCRIPTION AND USABLE ON CODES (UOC)	QTY
				GROUP 12 WHEEL MOUNTED FRAME ASSEMBLY	
				FIG. 63 WIRING HARNESS, TRAILER	
1	PBOZZ	19207	8722865	CABLE ASSEMBLY, SPEC RECEPTACLE AND CABLE ASSEMBLY, 6-WAY	1
2	PBOZZ	71770	84-012105	CONNECTOR, PLUG, ELEC 6-WAY	1
3	PBOZZ	81834	68150	WIRING HARNESS	1
				END OF FIGURE	

1
2 AND 3

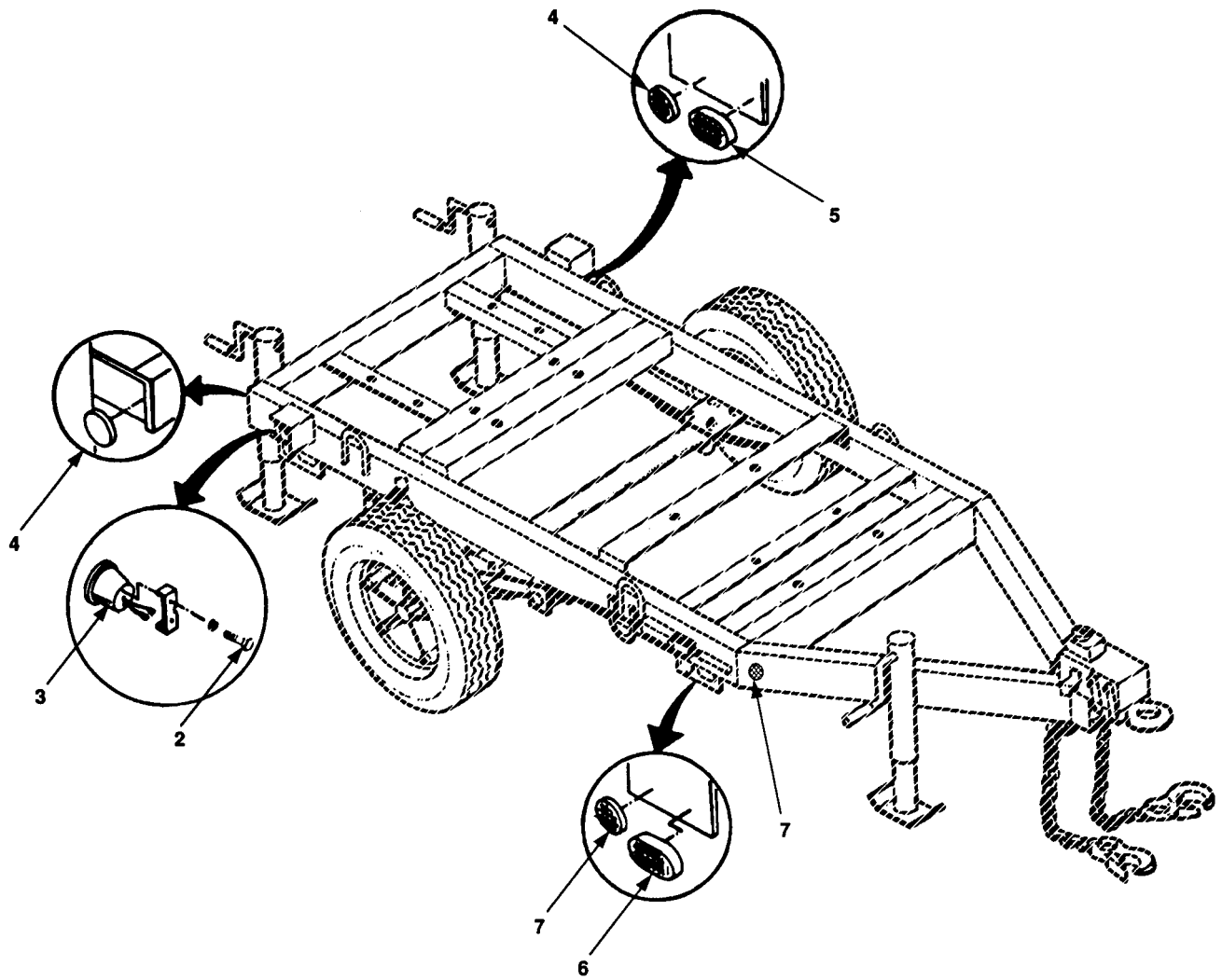


Figure 64. Lights and Reflectors

SECTION II				TM10-4320-344-24P-1	
(1)	(2)	(3)	(4)	(5)	(6)
ITEM NO	SMR CODE	CAGEC	PART NUMBER	DESCRIPTION AND USABLE ON CODES (UOC)	QTY
GROUP 12 WHEEL MOUNTED FRAME ASSEMBLY					
FIG. 64 LIGHTS AND REFLECTORS					
1	PAOZZ	81834	50852-5	STOP LIGHT-TAILLIGHT TURN	2
2	PAOZZ	81834	23-0132-16	SCREW,MACHINE	2
3	PAOZZ	81834	91482	LENS,LIGHT	1
4	PAOZZ	81834	40062-3	REFLECTOR,INDICATING	4
5	PBOZZ	81834	46712-5	LIGHT,MARKER,CLEARA RUNNING,RED	2
6	PBOZZ	81834	46713-5	LIGHT,MARKER,CLEARA RUNNING,AMBER	2
7	PAOZZ	81834	40062-3A	REFLECTOR,INDICATING AMBER	4
END OF FIGURE					

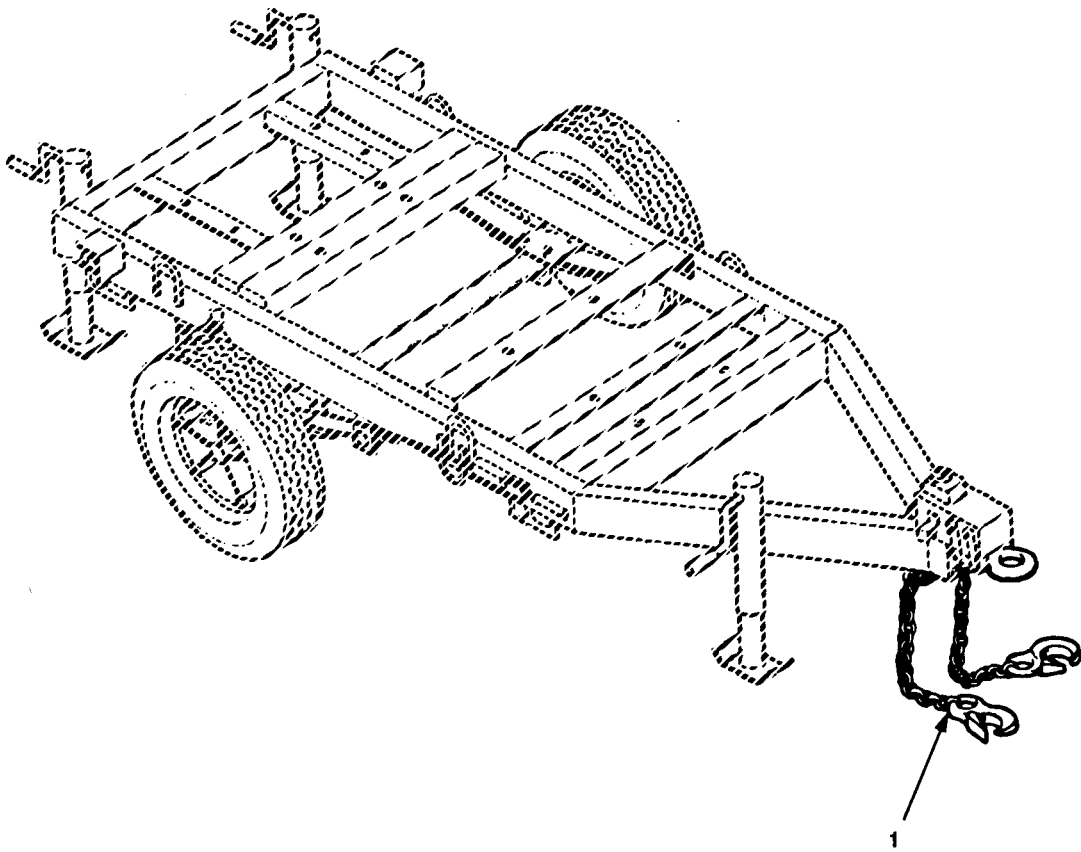


Figure 65. Safety Chains

SECTION II				TM10-4320-344-24P-1	
(1)	(2)	(3)	(4)	(5)	(6)
ITEM NO	SMR CODE	CAGEC	PART NUMBER	DESCRIPTION AND USABLE ON CODES (UOC)	QTY
				GROUP 12 WHEEL MOUNTED FRAME ASSEMBLY	
				FIG. 65 SAFETY CHAINS	
1	PBFFO	71770	84-012066	CHAIN ASSEMBLY, SING	2
				END OF FIGURE	

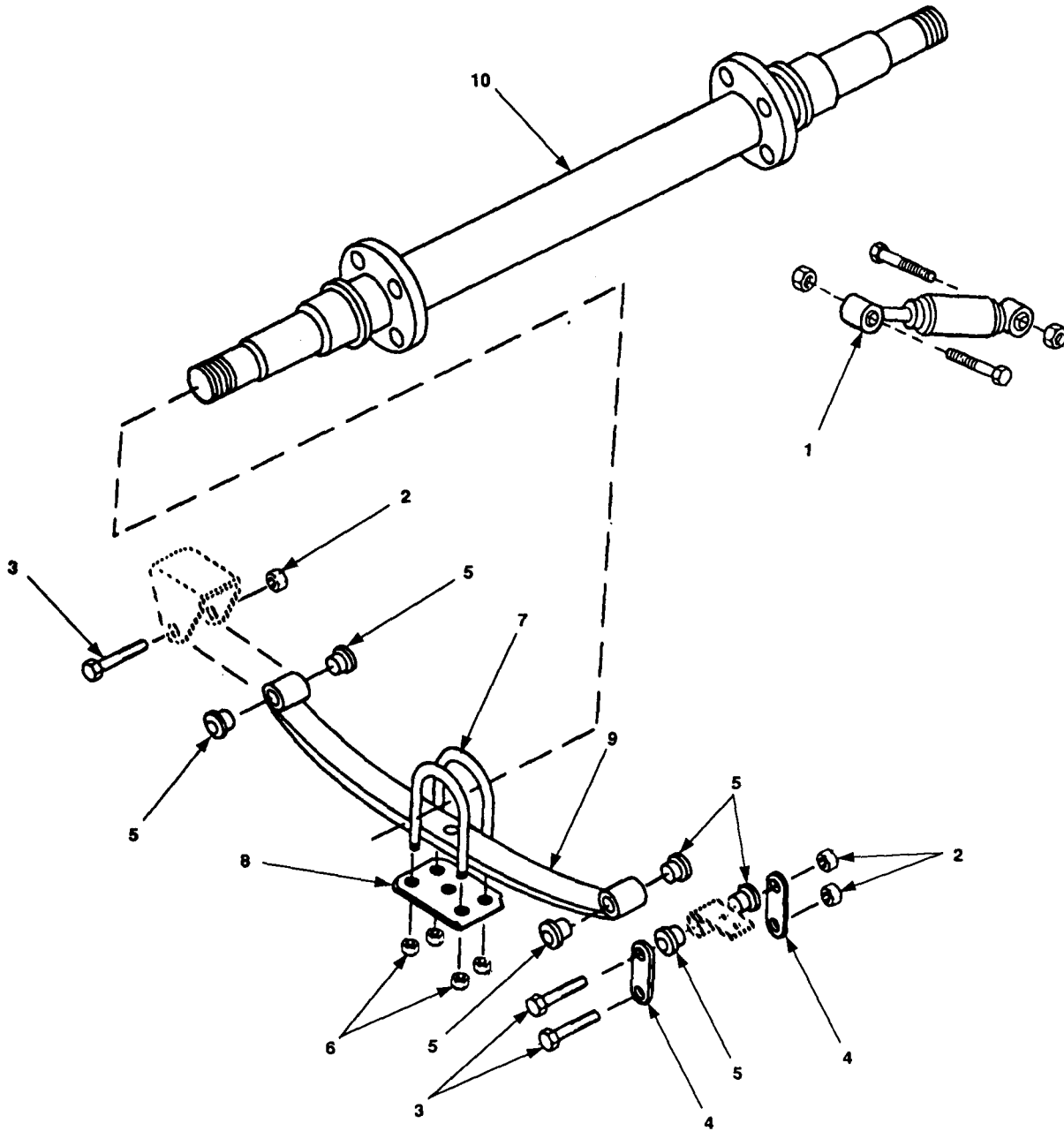


Figure 66. Shock Absorber and Axle Assembly

SECTION II

TM 10-4320-344-24P-1

(1) ITEM NO	(2) SMR CODE	(3) CAGEC	(4) PART NUMBER	(5) DESCRIPTION AND USABLE ON CODES (UOC)	(6) QTY
				GROUP 12 WHEEL MOUNTED FRAME ASSEMBLY	
				FIG 66 SHOCK ABSORBER AND AXLE ASSEMBLY	
1	XDOZZ	71770	08-900053	SHOCKER ABSORBER, DIRE INCLUDES.....	2
				ATTACHING HARDWARE	
2	XBOZZ	96906	MS51968-20	NUT, PLAIN, HEXAGON AND SHACKLE	6
3	XBOZZ	96906	MS90726-170	SCREW, CAP, HEXAGON H.....	6
4	XBOZZ	71770	79-000021	PLATE, SHACKLE	4
5	XBOZZ	71770	79X000052	BUSHING, SLEEVE	12
6	XBOZZ	96906	MS51968-14	NUT, PLAIN, HEXAGON	8
7	XBOZZ	71770	79000229	BOLT, U	4
8	XBOZZ	71770	794)00067	CLAMP, SPRING	2
9	XBOZZ	71770	79-009838	SPRING ASSEMBLY, LEA E-3000-27 IN 4-F.....	2
10	XBOZZ	71770	51-15232	AXLE, BEAR	1

END OF FIGURE

SECTION II (1)	ITEM (2)	CAGEC (3)	PART (4)	DESCRIPTION AND USABLE ON CODES (UOC) (5)	QTY (6)
NO	SMR CODE		NUMBER		
				GROUP 13 BULK	
				FIG. BULK	
1	XBOZZ	79172	RC52-4334	TUBING,COPPER 3/4 IN	V
2	PAOZZ	93072	1617	TUBING,STEEL 25 FT COIL	V
3	PAOZZ	81349	M5086-1/16	WIRE,ELECTRICAL	1
				END OF FIGURE	

BULK-1

SECTION III. SPECIAL TOOLS LIST

Not Applicable

CROSS-REFERENCE INDEXES

NATIONAL STOCK NUMBER INDEX

STOCK NUMBER	FIG.	ITEM	STOCK NUMBER	FIG.	ITEM
2910-00-005-5056	20	19	4720-00-203-6526	60	6
5310-00-011-6121	16	20	5306-00-208-9325	14	8
	31	2		51	1
	50	6	5305-00-225-3843	5	2
	51	8		8	25
5315-00-021-8211	53	3		30	5
	54	12	5306-00-226-4825	16	3
5306-00-038-2026	33	1	5365-00-230-3493	52	8
	38	1	5330-00-231-0283	50	4
5310-00-043-0520	23	9	3120-00-231-1593	53	7
5310-00-045-3296	8	3	3120-00-231-1614	53	6
5310-00-045-4007	4	2	5330-00-232-0137	42	9
	28	2		48	12
5305-00-054-6668	56	7	5305-00-253-5614	56	5
5305-00-058-1082	16	5	5305-00-269-2803	14	11
5305-00-059-3659	7	9	5305-00-269-3236	16	17
2815-00-063-0214	47	4	5305-00-269-3246	26	8
4730-00-063-9672	21	1	2815-00-270-3435	48	14
5305-00-068-0508	36	3	3110-00-293-8579	58	10
5305-00-068-0510	13	29	5330-00-300-5095	13	8
5305-00-068-0511	3	5	5340-00-324-2519	55	25
	14	31	3020-00-354-1665	51	6
	35	3	5330-00-364-9940	58	11
5305-00-068-9191	23	12	5365-00-369-8778	49	5
5305-00-071-1787	56	3	4310-00-405-1761	2	9
5305-00-071-2066	23	18	5310-00-407-9566	1	4
5305-00-071-2067	16	21		2	14
	17	4		16	2
	31	1	6620-00-410-2625	42	8
5305-00-071-2074	50	11	2805-00-420-1026	52	4
5305-00-071-2505	6	3	5310-00-420-6046	49	3
	7	2	5307-00-429-0140	55	20
	14	27	5310-00-483-2266	48	6
5305-00-071-2506	14	4	5310-00-496-3676	13	23
5310-00-080-6004	3	4	5330-00-506-3975	24	9
	14	16	5330-00-530-2523	50	2
5310-00-081-4219	16	4	5305-00-543-4372	2	17
4720-00-083-9519	42	2		30	1
6625-00-092-0500	8	10		37	8
5330-00-095-6785	37	7		55	1
3110-00-100-5303	58	12	5310-00-545-4264	50	22
5360-00-100-7779	48	16	3110-00-554-3232	43	3
2815-00-133-0815	53	8	5310-00-582-5965	6	2
5905-00-162-9597	8	27		8	37
5310-00-167-0680	24	2		14	28
5330-00-167-9009	48	22		28	6
5330-00-171-7034	40	4		32	2
5305-00-174-4500	32	3		36	2
5305-00-175-3230	8	28	5310-00-584-7888	11	2
5365-00-191-3976	47	9		12	2

CROSS-REFERENCE INDEXES

NATIONAL STOCK NUMBER INDEX

STOCK NUMBER	FIG.	ITEM	STOCK NUMBER	FIG.	ITEM
5310-00-584-7888	13	2	5310-00-732-0559	26	7
3110-00-596-3415	50	18		29	1
5330-00-598-8962	50	14		41	1
4730-00-604-7953	55	24	5310-00-735-3544	2	10
5307-00-605-8227	48	24	5310-00-761-6882	6	1
3020-00-614-6480	53	2		8	19
3040-00-614-6484	47	11		14	26
5305-00-616-5649	48	9	5310-00-763-8920	17	1
5306-00-616-5650	51	4	5310-00-763-8921	11	1
5307-00-616-7203	55	14		12	1
5307-00-616-7206	55	18		13	1
5307-00-616-7216	55	12	5310-00-768-0318	16	19
5330-00-621-0884	41	4	5310-00-768-0319	23	15
5310-00-628-3874	50	16		28	5
5310-00-637-9541	3	3	5306-00-786-4021	53	4
	13	30	5310-00-809-3078	7	3
	16	16		8	38
	26	2		14	29
	29	2		23	6
	33	2	5310-00-809-4058	14	5
	35	10		30	6
	37	9	5310-00-809-8533	11	4
	38	2		12	4
	41	2		13	4
	42	4	5310-00-809-8544	7	13
	48	10	5310-00-812-1524	23	13
	50	8	5310-00-820-6653	17	2
	51	2	6150-00-830-6672	63	1
	55	2	2990-00-832-8729	2	7
5330-00-649-8445	43	13	5310-00-851-2674	36	1
5310-00-660-2215	7	8	2920-00-851-7404	29	4
5310-00-672-8890	53	1	2930-00-855-5403	43	17
5330-00-678-3823	46	5	3120-00-857-1043	54	9
2815-00-678-6082	48	1	5310-00-880-7744	1	3
2815-00-678-6083	48	2		2	13
5330-00-701-7331	50	25	5310-00-889-2528	14	6
	51	14	5305-00-889-3000	4	3
2815-00-718-4764	47	5		28	3
5305-00-724-7221	17	7	5330-00-896-3554	13	10
5305-00-724-7223	17	3	5305-00-900-0576	11	3
4710-00-730-1579	21	6		12	3
4710-00-730-1581	21	5	2815-00-903-3566	48	20
5310-00-732-0558	1	7	4720-00-907-2304	43	2
	3	2	4730-00-908-3194	33	6
	20	11		43	1
	30	8	4730-00-908-6292	31	5
	35	1	4730-00-909-8627	15	1
	39	1		42	1
5310-00-732-0559	14	15	5307-00-914-5762	55	13
	16	15	3120-00-917-1858	52	6

CROSS-REFERENCE INDEXES

NATIONAL STOCK NUMBER INDEX

STOCK NUMBER	FIG.	ITEM	STOCK NUMBER	FIG.	ITEM
2940-00-920-6851	35	5	2540-01-060-7031	60	28
2940-00-920-6852	20	8	5305-01-067-9637	50	9
5305-00-922-7994	13	3	5365-01-071-6766	47	7
5310-00-925-9642	46	2	5360-01-071-6945	47	6
5305-00-926-5518	26	1	5330-01-074-3866	56	9
2815-00-928-8867	48	19	5305-01-077-9913	1	9
2815-00-931-6782	52	2		50	1
5310-00-934-9747	4	1		50	10
	28	1	5330-01-078-2005	13	24
5310-00-934-9751	32	1	4710-01-080-1241	21	7
5310-00-934-9757	7	10	5310-01-086-4918	51	11
	8	16	3010-01-086-8115	23	14
5310-00-934-9758	8	11	3020-01-100-7976	24	3
5310-00-942-5109	7	11	4720-01-106-9048	31	6
	8	17	5930-01-112-1803	5	3
5330-00-949-8036	48	7	3020-01-118-1072	50	17
2815-00-961-1675	48	23	5340-01-119-7111	2	6
2940-00-979-3806	2	11	4720-01-132-4869	20	3
4710-00-983-0057	21	4	5310-01-133-7241	1	8
5305-00-984-6191	7	12		20	12
	8	18		30	9
5305-00-984-6215	8	5		35	2
5307-00-985-4918	13	9		36	7
5305-00-987-1132	54	2	2990-01-156-4305	23	1
5310-00-987-6365	46	3	6685-01-160-8579	2	3
5305-00-988-1727	13	27	5310-01-170-1712	48	5
5365-01-011-1458	13	21	5330-01-170-1839	37	2
5305-01-013-5452	13	20	2910-01-170-2549	20	7
5306-01-017-5550	50	15	5365-01-174-2647	37	1
5330-01-023-8158	50	13	5307-01-174-2740	55	16
3020-01-025-4952	50	19	5310-01-175-0542	24	5
2805-01-025-7901	47	3		30	2
5330-01-028-7654	51	13		39	2
5315-01-028-9921	49	6	2815-01-175-1267	49	2
2910-01-045-0823	22	12	2815-01-175-1288	46	4
5310-01-050-8832	60	27	2940-01-175-6313	20	9
2530-01-050-8929	60	24	4730-01-175-6314	20	10
3120-01-052-1151	60	18	5315-01-175-6715	55	21
3120-01-053-2950	54	7	5305-01-175-6793	51	10
5330-01-053-5061	33	3	5307-01-175-6862	55	17
5365-01-054-2164	47	8	5307-01-175-6863	55	22
5360-01-054-2281	60	26	5305-01-175-6890	20	18
5340-01-054-2456	48	15		24	4
4720-01-054-9829	34	6	5305-01-175-7584	49	1
4730-01-055-0108	21	2	4710-01-176-0517	22	5
5330-01-055-4548	37	10	4710-01-176-0518	22	6
5310-01-056-0029	60	19	4710-01-176-0519	22	7
5305-01-056-0089	60	20	4710-01-176-0520	22	8
5310-01-056-1371	26	5	4710-01-176-0521	22	9
5310-01-056-1380	26	4	4710-01-176-0522	22	10

CROSS-REFERENCE INDEXES

NATIONAL STOCK NUMBER INDEX

STOCK NUMBER	FIG.	ITEM	STOCK NUMBER	FIG.	ITEM
2815-01-176-0785	50	12	4140-01-202-8670	43	4
5340-01-176-2797	50	3	6130-01-202-8719	28	7
3040-01-176-2976	53	5	3110-01-203-1015	13	33
4730-01-176-5846	20	4	2920-01-203-1016	8	14
5307-01-176-5935	55	26	5930-01-203-1017	8	15
5330-01-177-8239	20	20	6620-01-203-1022	8	8
2910-01-178-4933	20	14	6685-01-203-1023	8	9
3120-01-186-7601	52	5	2815-01-203-1024	17	6
5306-01-186-9268	52	3	6680-01-203-1032	44	2
4730-01-187-6887	9	11	6685-01-203-1033	8	6
5365-01-188-0963	13	32	6685-01-203-1034	8	7
5340-01-191-6460	1	6	5340-01-203-1037	7	4
5305-01-191-8199	20	16	2530-01-203-1038	61	1
3120-01-196-2606	23	8	2530-01-203-1039	61	1
4320-01-200-9547	13	34	2940-01-203-1040	2	12
6150-01-200-9662	6	4	4720-01-203-1051	9	12
6150-01-200-9664	28	4	4720-01-203-1052	9	7
2990-01-200-9673	1	1	5961-01-203-1054	27	5
6680-01-200-9687	44	1	2530-01-203-1062	61	7
5961-01-200-9692	6	5	5340-01-203-1070	13	28
4720-01-200-9727	33	7	2910-01-203-1075	24	6
5945-01-200-9737	6	6	6150-01-203-1602	5	1
3030-01-201-2031	25	1	2950-01-203-1639	39	3
3040-01-201-2060	8	24	2590-01-204-0295	59	2
4720-01-201-2107	9	13	6220-01-204-8916	64	1
4720-01-201-2108	15	2	2930-01-205-0097	16	13
4720-01-201-2109	34	1	3020-01-207-7379	54	11
4720-01-201-2110	34	3	4720-01-208-4733	32	6
5325-01-201-2158	14	2	6115-01-213-2114	23	11
5325-01-201-2159	14	1	9905-01-214-3294	64	4
6150-01-201-2160	10	2	4720-01-223-7784	20	6
2530-01-201-7139	60	1	4730-01-231-8621	24	10
5935-01-201-7250	63	2	4730-01-250-3705	15	3
5330-01-201-7284	45	4	4730-01-250-3706	15	5
5330-01-201-7285	55	5	6680-01-250-3707	56	6
3040-01-201-7306	8	22	5330-01-250-3713	30	11
4010-01-201-7313	65	1	5340-01-250-3717	27	1
9905-01-201-7316	64	7	5305-01-250-3747	23	17
2530-01-201-7317	61	9	5307-01-250-3749	7	7
2805-01-201-7326	52	1		16	1
2815-01-201-7330	52	7	5340-01-250-3751	8	21
2815-01-201-7331	55	11	4720-01-250-3761	9	10
6220-01-201-7336	64	5	4720-01-250-3762	9	4
6220-01-201-7337	64	6	4720-01-250-3763	18	5
2590-01-201-7341	59	1	4720-01-250-3764	19	5
5325-01-201-7364	3	7	5935-01-250-3773	27	3
2935-01-201-7369	36	5	5340-01-250-3777	16	14
2815-01-201-7373	48	13	5940-01-250-3781	27	4
2815-01-201-7374	48	21	5307-01-250-7854	23	10
6220-01-202-0007	64	3	3020-01-251-6282	43	16

CROSS-REFERENCE INDEXES

NATIONAL STOCK NUMBER INDEX

STOCK NUMBER	FIG.	ITEM	STOCK NUMBER	FIG.	ITEM
5310-01-251-6474	30	4	5360-01-265-1922	61	3
5330-01-251-6480	13	25	5360-01-265-1923	61	4
4730-01-251-6484	9	14	5360-01-265-1924	61	5
4730-01-251-6485	18	1	6150-01-266-8873	63	3
	19	1	5305-01-281-5111	14	13
4320-01-251-6486	13	22	2805-01-327-4963	48	17
4030-01-251-6487	10	1	4730-01-339-8372	15	4
5365-01-251-6489	30	3	5305-01-339-8871	24	7
5340-01-251-6492	8	20	2815-01-357-2510	51	5
5340-01-251-6493	4	4			
4320-01-251-6504	13	19			
6150-01-252-0451	23	2			
5340-01-252-0580	2	16			
5340-01-252-6425	1	11			
	2	20			
4730-01-252-6429	2	1			
5310-01-252-6430	23	16			
5310-01-252-6431	23	19			
4320-01-252-6432	13	5			
4720-01-252-6433	2	2			
5305-01-252-6435	23	7			
2990-01-252-6456	1	2			
5305-01-253-5907	8	2			
5307-01-257-1445	13	11			
5306-01-260-0295	30	10			
	42	3			
4730-01-260-0309	9	2			
	18	3			
6685-01-260-0310	9	9			
4730-01-260-0312	9	8			
2990-01-261-6478	23	4			
5310-01-261-6507	23	5			
2815-01-261-6522	48	18			
2815-01-261-6524	37	11			
2815-01-261-6528	55	27			
5310-01-262-5134	17	5			
5310-01-263-3572	61	2			
5310-01-263-3573	58	7			
5315-01-263-3574	58	6			
5310-01-263-3578	58	8			
6140-01-263-7799	3	9			
5940-01-263-7801	4	8			
5940-01-263-7802	4	9			
4730-01-263-7823	9	5			
5306-01-263-7833	58	1			
5305-01-263-7837	64	2			
2815-01-263-7845	52	9			
4820-01-263-7847	9	6			
5305-01-263-7849	3	6			
2815-01-263-7867	54	13			

CROSS-REFERENCE INDEXES

CAGEC	PART NUMBER	PART NUMBER INDEX STOCK NUMBER	FIG.	ITEM
25567	AP00604	4730-01-251-6485	18	1
			19	1
53591	A130420		43	20
19099	BBBBB		14	20
12658	BF-891	2910-01-170-2549	20	7
78174	BP11U	5940-01-263-7801	4	8
78174	BP5	5940-01-263-7802	4	9
05624	BYRF1346	5305-01-252-6435	23	7
05624	BYRF1462	5305-01-250-3747	23	17
25567	B00622	5305-01-263-7849	3	6
19099	CCCCC		14	21
05624	CYRD558	5310-01-252-6430	23	16
05624	CYRD562	5310-01-252-6431	23	19
25567	C00808	5307-00-985-4918	13	9
25567	C01011		13	15
25567	C01211	5307-01-257-1445	13	11
78553	C477-017		7	14
			14	30
84760	DB2633NK4117	2910-01-203-1075	24	6
19099	DDDDD		14	23
18265	DIU06-0527	2990-01-200-9673	1	1
25567	DM-1004-S	5305-01-013-5452	13	20
05624	DYNC-11002-12	3010-01-086-8115	23	14
05624	DYNC182-2	6115-01-213-2114	23	11
05624	DYNK32		23	20
05624	DYNT-10300		23	3
05624	DYNZ-70-5	6150-01-252-0451	23	2
65149	DYNZ47-1	3120-01-196-2606	23	8
05624	DYN1-10004-12	2990-01-261-6478	23	4
05624	DYRF532	5310-01-261-6507	23	5
25567	D00008		13	6
19099	EEEEEE		14	24
01121	F-26890		5	6
19099	FFFFF		14	22
18265	FWG08-0074	2940-01-203-1040	2	12
25567	GRP40-09		3	1
05624	GYRF42-3	5307-01-250-7854	23	10
96906	MS14314-5Y		13	12
96906	MS15795-509	5310-00-812-1524	23	13
96906	MS19081-185	3110-00-293-8579	58	10
96906	MS19081-69	3110-00-100-5303	58	12
96906	MS21083N10	5310-00-925-9642	46	2
96906	MS21318-14	5305-00-175-3230	8	28
96906	MS21318-20	5305-00-253-5614	56	5
96906	MS27183-10	5310-00-809-4058	14	5
			30	6
96906	MS27183-11	5310-00-809-3078	7	3
			8	38
			14	29
			23	6
96906	MS27183-12	5310-00-081-4219	16	4

CROSS-REFERENCE INDEXES

CAGEC	PART NUMBER	PART NUMBER INDEX STOCK NUMBER	FIG.	ITEM
96906	MS27183-14	5310-00-080-6004	3	4
			14	16
96906	MS27183-23	5310-00-809-8533	11	4
			12	4
			13	4
96906	MS27183-7	5310-00-809-8544	7	13
96906	MS35206-230	5305-00-889-3000	4	3
			28	3
96906	MS35206-243	5305-00-984-6191	7	12
			8	18
96906	MS35206-268	5305-00-984-6215	8	5
96906	MS35206-283	5305-00-988-1727	13	27
96906	MS35206-342	5305-01-253-5907	8	2
96906	MS35265-96		43	18
96906	MS35274-60	5305-00-068-9191	23	12
96906	MS35335-89	5310-00-942-5109	7	11
			8	17
96906	MS35338-41	5310-00-045-4007	4	2
			28	2
96906	MS35338-43	5310-00-045-3296	8	3
96906	MS35338-44	5310-00-582-5965	6	2
			8	37
			14	28
			28	6
			32	2
			36	2
			38	6
96906	MS35338-45	5310-00-407-9566	1	4
			2	14
			16	2
96906	MS35338-46	5310-00-637-9541	3	3
			13	30
			16	16
			26	2
			29	2
			33	2
			35	10
			37	9
			38	2
			41	2
			42	4
			48	10
			50	8
			51	2
			55	2
			56	2
96906	MS35338-47		56	2
96906	MS35338-49	5310-00-167-0680	24	2
96906	MS35338-50	5310-00-820-6653	17	2
96906	MS35338-51	5310-00-584-7888	11	2
			12	2
			13	2

CROSS-REFERENCE INDEXES

CAGEC	PART NUMBER	PART NUMBER INDEX STOCK NUMBER	FIG.	ITEM
96906	MS35338-67	5310-00-011-6121	16	20
			31	2
			50	6
			51	8
96906	MS35649-202	5310-00-934-9758	8	11
96906	MS35649-262	5310-00-934-9747	4	1
96906	MS35649-282	5310-00-934-9757	28	1
			7	10
			8	16
96906	MS35650-302	5310-00-934-9751	32	1
96906	MS35650-3252	5310-00-043-0520	23	9
96906	MS35691-1	5310-00-851-2674	36	1
96906	MS35756-35	5315-00-021-8211	53	3
96906	MS35842-11	4730-00-908-3194	54	12
			33	6
96906	MS35842-13	4730-00-909-8627	43	1
			15	1
			42	1
96906	MS35842-14	4730-00-908-6292	31	5
96906	MS45904-68	5310-00-889-2528	14	6
96906	MS45904-76		14	9
96906	MS51849-67	5305-00-174-4500	32	3
96906	MS51861-34	5305-00-058-1082	16	5
96906	MS51884-5		43	9
96906	MS51957-43	5305-00-054-6668	56	7
96906	MS51958-63	5305-00-059-3659	7	9
96906	MS51967-11		56	1
96906	MS51967-14	5310-00-768-0318	16	19
96906	MS51967-2	5310-00-761-6882	6	1
96906	MS51967-20		8	19
			14	26
			13	14
			17	1
96906	MS51967-23	5310-00-763-8920	11	1
96906	MS51967-5	5310-00-880-7744	12	1
			13	1
			1	3
			2	13
96906	MS51967-8	5310-00-732-0558	1	7
96906	MS51968-14		20	11
			30	8
			35	1
			39	1
			66	6
96906	MS51968-2	5310-00-768-0319	23	15
96906	MS51968-20	5310-00-732-0559	28	5
			66	2
			14	15
96906	MS51968-8		16	15
96906			26	7
			29	1

CROSS-REFERENCE INDEXES

CAGEC	PART NUMBER	PART NUMBER INDEX STOCK NUMBER	FIG.	ITEM
96906	MS51968-8	5310-00-732-0559	41	1
96906	MS5967-8	5310-00-732-0558	3	2
96906	MS90726-170		66	3
96906	MS90726-60	5305-00-269-2803	14	11
96906	MS90727-60	5305-00-269-3236	16	17
96906	MS90727-70	5305-00-269-3246	26	8
96906	MS90727-91		60	12
96906	MS90728-109	5305-00-071-2066	23	18
96906	MS90728-111	5305-00-071-2067	16	21
			17	4
			31	1
96906	MS90728-118	5305-00-071-2074	50	11
96906	MS90728-163	5305-00-724-7221	17	7
96906	MS90728-165	5305-00-724-7223	17	3
96906	MS90728-188	5305-00-900-0576	11	3
			12	3
96906	MS90728-189	5305-00-922-7994	13	3
96906	MS90728-3	5305-00-071-2506	14	4
96906	MS90728-32	5306-00-226-4825	16	3
96906	MS90728-58	5305-00-543-4372	2	17
			30	1
			37	8
			55	1
96906	MS90728-6	5305-00-068-0508	36	3
96906	MS90728-60	5305-00-068-0510	13	29
96906	MS90728-62	5305-00-068-0511	3	5
			14	31
			35	3
96906	MS90728-7	5305-00-071-2505	6	3
			7	2
			14	27
96906	MS90728-8	5305-00-225-3843	5	2
			8	25
			30	5
96906	MS90728-86	5305-00-071-1787	56	3
96906	MS90728-91		43	11
96906	MS90728-96	5305-00-926-5518	26	1
81349	M5086-1/16		BULK	3
80205	NAS620A10L	5310-00-660-2215	7	8
18265	P00-3951	5340-01-119-7111	2	6
18265	P00-4906	5340-01-191-6460	1	6
25567	P00024		13	13
18265	P10-1870	5310-00-735-3544	2	10
18265	P10-2980	4310-00-405-1761	2	9
18265	P10-3198	2990-00-832-8729	2	7
18265	P10-3837		2	8
18265	P10-6043		2	4
18265	P11-1030		2	5
18265	P18-1054	2940-00-979-3806	2	11
18265	P27-0538	2990-01-252-6456	1	2
19099	QQQQQ		47	1

CROSS-REFERENCE INDEXES

CAGEC	PART NUMBER	PART NUMBER INDEX STOCK NUMBER	FIG.	ITEM
18265	RAX00-2350	6685-01-160-8579	2	3
79172	RC52-4334		BULK	1
19099	RRRRR		47	2
25567	RS-04		9	3
			18	2
			19	2
25567	S00215	5365-01-188-0963	13	32
25567	S00577	4730-01-251-6484	9	14
25567	S00756	5325-01-201-2159	14	1
25567	S00873	6685-01-260-0310	9	9
25567	S01447	4730-01-260-0309	9	2
			18	3
			19	3
25567	S01983	4820-01-263-7847	9	6
25567	T00412	4730-01-187-6887	9	11
25567	US00004	4730-01-263-7823	9	5
25567	U00004	4730-01-260-0312	9	8
81348	WW-P-471AASBUD		48	8
			55	10
81348	WW-P-471ACBBUE		55	9
25567	X 10-02		8	12
25567	06B3-4197551011	4320-01-252-6432	13	5
71770	08-201789	5310-01-263-3572	61	2
71770	08-201996	5315-01-263-3574	58	6
71770	08-202731	5306-01-263-7833	58	1
71770	08-202734	5310-01-263-3573	58	7
71770	08-9000106	5330-00-364-9940	58	11
71770	08-900053		66	1
28265	1000-12078		1	5
			2	15
28265	1000-12080	5305-01-175-6793	51	10
28265	1000-12149	5305-01-077-9913	1	9
			50	1
			50	10
28265	1000-12150		50	7
28265	1000-12154		20	13
			36	6
28265	1000-12158	5306-01-260-0295	30	10
			42	3
28265	1000-12293		16	22
			51	7
28265	1000-14159	5305-01-191-8199	20	16
28265	1000-24084	5306-01-017-5550	50	15
28265	1000-24150	5305-01-175-7584	49	1
28265	1000-25293	5306-00-616-5650	51	4
28265	1002-16077		45	2
28265	1002-16148		55	3
28265	1002-16150	5305-01-175-6890	20	18
			24	4
25567	10278	5365-01-011-1458	13	21
93072	10511		60	22

CROSS-REFERENCE INDEXES

CAGEC	PART NUMBER	PART NUMBER INDEX STOCK NUMBER	FIG.	ITEM
84760	10567		24	8
84760	10574	5330-00-506-3975	24	9
93072	10607		60	25
93072	10614	2530-01-050-8929	60	24
93072	10632	2540-01-060-7031	60	28
19207	10900409	5310-00-483-2266	48	6
71770	11-925455		58	9
28265	11131		32	5
16764	1113641	2920-00-851-7404	29	4
28265	11662		29	3
			48	25
28265	11683A	5340-00-324-2519	55	25
25567	11703-A		7	5
28265	11944A		43	21
28265	11983	5310-01-086-4918	51	11
28265	12049		14	17
28265	12293A	5307-00-429-0140	55	20
28265	1247	5315-01-028-9921	49	6
28265	13114A	5307-00-605-8227	48	24
28265	13132		47	10
10001	1330634	5905-00-162-9597	8	27
28265	13596A	5310-01-262-5134	17	5
28265	136650	2815-01-175-1267	49	2
28265	13814	5307-00-914-5762	55	13
72582	143969	4730-00-604-7953	55	24
28265	14512A		50	20
28265	146331	3030-01-201-2031	25	1
28265	14875		38	5
28265	14907	5307-01-176-5935	55	26
28265	14978	5310-01-056-1371	26	5
28265	14997		35	9
09393	15-423	5330-01-074-3866	56	9
28265	1500-04326	5310-01-170-1712	48	5
28265	1501-02325		24	1
28265	15471	3020-00-354-1665	51	6
93072	16032		60	10
93072	1617		BULK	2
93072	1617-A		60	4
93072	1617-B		60	7
93072	1617-C		60	8
93072	1620		60	5
93072	1621		60	9
28265	1659A		32	7
05748	16660		60	2
25567	1679GC	5330-00-896-3554	13	10
93072	1745	3120-01-052-1151	60	18
93072	1747	5310-01-056-0029	60	19
93072	1753		60	15
28265	17964	5340-01-252-0580	2	16
93072	1804		60	21
93072	1808-1		60	16

CROSS-REFERENCE INDEXES

CAGEC	PART NUMBER	PART NUMBER INDEX STOCK NUMBER	FIG.	ITEM
93072	1828	5360-01-054-2281	60	26
93072	1829		60	17
93072	1840	5310-01-050-8832	60	27
93072	1841		60	23
93072	1844-2		60	14
93072	1846	5305-01-056-0089	60	20
93072	1847		60	11
93072	1854		60	13
28265	1864	5306-00-038-2026	33	1
			38	1
84760	19916	5305-01-339-8871	24	7
28265	2000-04022	5310-01-175-0542	24	5
			30	2
			39	2
			39	2
28265	2012-04022	5310-01-133-7241	1	8
			20	12
			30	9
			35	2
			36	7
28265	201426A		40	1
28265	201991A	5306-00-786-4021	53	4
28265	202509AS		43	15
28265	202536A		38	7
28265	202568	5310-00-420-6046	49	3
28265	202886		43	5
28265	203480A	5365-00-191-3976	47	9
28265	203686		31	3
28265	203869		16	12
28265	203924		42	7
28265	203979		14	7
28265	203986	5307-01-174-2740	55	16
28265	203990	4730-01-055-0108	21	2
28265	204236		43	7
28265	204591	5307-01-175-6862	55	17
28265	204601		55	15
28265	205351		54	1
28265	205354A		38	11
28265	205445	6620-00-410-2625	42	8
28265	2055		51	3
28265	206210		34	4
28265	206515		55	19
28265	206580	5330-01-170-1839	37	2
28265	206581		37	3
28265	206589		48	3
28265	206590		48	4
28265	206606		22	2
88663	206632		22	1
28265	206752		22	14
		5330-00-167-9009	48	22
28265	206821		20	15
			35	11

CROSS-REFERENCE INDEXES

CAGEC	PART NUMBER	PART NUMBER INDEX STOCK NUMBER	FIG.	ITEM
28265	206963		46	1
28265	207113	5340-01-250-3717	27	1
28265	207295	5307-01-175-6863	55	22
28265	207331		22	11
28265	207334		39	4
28265	207440		22	3
28265	208534	6680-01-200-9687	44	1
28265	208565		32	4
28265	208642		35	7
28265	208657	4720-01-054-9829	34	6
27646	210308		8	13
84760	21251	4730-01-231-8621	24	10
28265	2153-24644	5315-01-175-6715	55	21
25567	21768-690		8	26
25567	22814-501	5307-01-250-3749	7	7
			16	1
81834	23-0132-16	5305-01-263-7837	64	2
25567	23282-012	3110-01-203-1015	13	33
28265	2396		34	2
25567	24631-005		8	39
28265	250629	5940-01-250-3781	27	4
25567	25271-207	5330-01-078-2005	13	24
28265	255012A	2815-00-678-6082	48	1
28265	255013	2815-00-678-6083	48	2
28265	255023	5340-01-054-2456	48	15
28265	255072	3040-01-176-2976	53	5
28265	255080	5360-01-071-6945	47	6
28265	255161		55	8
28265	255179		37	5
28265	255185	5330-00-095-6785	37	7
28265	255360	5330-00-649-8445	43	13
28265	255361B		43	22
28265	255365		43	10
28265	255369D		43	25
28265	255370B		43	19
28265	255510	5310-00-672-8890	53	1
28265	255685	4730-01-339-8372	15	4
28265	255711C	4720-00-083-9519	42	2
28265	255763A		45	7
28265	255766-A		45	5
28265	255770A		45	3
28265	255950		14	12
28265	256253	2815-01-357-2510	51	5
28265	256290-DS	2930-00-855-5403	43	17
28265	256581A		43	24
28265	256690		1	10
28265	256768		45	6
28265	260046	5330-01-023-8158	50	13
25567	26114-201		18	4
25567	26115-003		19	4
28265	266701	5330-00-232-0137	42	9

CROSS-REFERENCE INDEXES

CAGEC	PART NUMBER	PART NUMBER INDEX STOCK NUMBER	FIG.	ITEM
28265	266701	5330-00-232-0137	48	12
25567	26851-087	6685-01-203-1033	8	6
25567	26853-636	6685-01-203-1034	8	7
25567	27111-222	4030-01-251-6487	10	1
25567	27111-315	5340-01-251-6493	4	4
25567	27111-321	5340-01-250-3751	8	21
25567	27135-085	5325-01-201-2158	14	2
25567	27135-402	5340-01-203-1037	7	4
25567	27135-623	5325-01-201-7364	3	7
25567	27347-471	5930-01-203-1017	8	15
25567	27444-202	5945-01-200-9737	6	6
25567	27761-001	6130-01-202-8719	28	7
28265	285123		54	3
28265	285169		55	7
28265	285184		38	8
28265	285198	5330-01-055-4548	37	10
28265	285203	2815-01-175-1288	46	4
28265	285213	5330-00-678-3823	46	5
28265	285235		38	3
28265	285271A		38	10
28265	285385	5365-00-369-8778	49	5
28265	285386		49	8
28265	285718C		43	8
28265	285908		14	14
28265	286013		55	4
28265	286269B		38	16
28265	287060	2815-00-133-0815	53	8
28265	287365		43	14
28265	287369	4140-01-202-8670	43	4
28265	288021	5360-00-100-7779	48	16
28265	288077	2815-00-063-0214	47	4
28265	288092	3120-01-186-7601	52	5
28265	288100		54	5
28265	288101		54	6
28265	288102		54	4
28265	288105A	5305-00-987-1132	54	2
28265	288106	3120-01-053-2950	54	7
28265	288132		54	8
28265	288199	3120-00-917-1858	52	6
28265	288263-C		38	12
28265	288290	2815-00-931-6782	52	2
28265	288291	2805-00-420-1026	52	4
28265	288700C		42	6
28265	288704B	4720-00-907-2304	43	2
28265	290040C		49	7
28265	290343	5330-01-250-3713	30	11
28265	290364		40	3
28265	290515-AS	4710-00-730-1581	21	5
28265	290516AS	4710-00-730-1579	21	6
28265	290577-AS	4710-00-983-0057	21	4
28265	290588		22	13

CROSS-REFERENCE INDEXES

CAGEC	PART NUMBER	PART NUMBER INDEX STOCK NUMBER	FIG.	ITEM
28265	290662		21	3
28265	290663	4710-01-080-1241	21	7
28265	290679		41	3
28265	291010	2815-00-903-3566	48	20
28265	291035	5330-00-701-7331	50	25
			51	14
28265	291297		26	6
28265	293011	2815-00-928-8867	48	19
28265	293060	3120-00-231-1614	53	6
28265	293061	3120-00-231-1593	53	7
28265	293517-A	2815-00-961-1675	48	23
28265	29739		16	11
28265	29750-A		16	10
28265	302		16	8
25567	31411-185		8	1
28265	315	5305-00-616-5649	48	9
28265	3204	3110-00-554-3232	43	3
28265	3306A		40	2
25567	33243-021	5340-01-251-6492	8	20
25567	33277-012		8	4
25567	33374-009		8	40
28265	335		43	12
25567	34122-013		8	23
25567	34127-044		14	32
25567	34511-018		28	8
28265	346611		2	19
25567	37J	5310-00-496-3676	13	23
28265	3735-20048	4730-01-252-6429	2	1
28265	375105	5365-01-174-2647	37	1
28265	375183		22	4
28265	380245	5330-01-053-5061	33	3
25567	38527-027	4320-01-200-9547	13	34
28265	3853-16108		48	26
25567	38647-915		12	5
25567	38647-916		11	5
25567	3881-044		8	36
25567	38811-036		8	29
25567	38811-037		8	31
25567	38811-038		8	30
25567	38811-045		8	34
25567	38811-046		8	33
25567	38813-015		7	6
25567	38818-028		8	35
28265	39187-BS		43	23
28265	4-A		16	9
28265	40-000-1619	5307-00-616-7216	55	12
28265	40-0000401C	2940-00-920-6851	35	5
28265	40-0000457		35	4
28265	40-0000706	5365-00-230-3493	52	8
28265	40-0001517	5310-00-628-3874	50	16
28265	40-0001525	5310-00-987-6365	46	3

CROSS-REFERENCE INDEXES

CAGEC	PART NUMBER	PART NUMBER INDEX STOCK NUMBER	FIG.	ITEM
28265	40-0001535		49	4
28265	40-0001614	2940-01-175-6313	20	9
28265	40-0001616	4730-01-175-6314	20	10
28265	40-0001617	5307-00-616-7203	55	14
28265	40-0001618	5307-00-616-7206	55	18
28265	40-0001728	5310-01-251-6474	30	4
28265	40-0002514	2940-00-920-6852	20	8
28265	40-0002825		31	7
28265	40-0003205	5330-01-028-7654	51	13
28265	40-0003216	5330-00-598-8962	50	14
28265	40-0003501	4720-01-106-9048	31	6
28265	40-0003820	5365-01-054-2164	47	8
28265	40-0003821	5365-01-071-6766	47	7
28265	40-0003860		31	4
28265	40-0005591	4730-01-176-5846	20	4
28265	40-0005963	4720-01-201-2110	34	3
28265	40-0005964	4720-01-201-2109	34	1
28265	40-0006804	4730-01-250-3706	15	5
28265	40-0006807	4720-01-201-2108	15	2
28265	40-0006954		30	12
28265	40-0007130		16	18
28265	40-0007131		14	19
28265	40-0007178		20	17
			35	12
28265	40-0007205		16	23
28265	40-0007245		2	18
28265	40-0007441		36	4
28265	40-001073	4730-01-250-3705	15	3
28265	40-0011910	5330-01-201-7285	55	5
28265	40-0011911	5330-01-201-7284	45	4
28265	40-0011914	5330-01-177-8239	20	20
28265	40-0012306B	3110-00-596-3415	50	18
28265	40-0013905	6680-01-203-1032	44	2
28265	40-0014406	4720-01-252-6433	2	2
28265	40-0016304		36	8
28265	40-0016305	5365-01-251-6489	30	3
28265	40-0017005		33	8
28265	40-0017301	2815-00-718-4764	47	5
28265	40-0017412	4720-01-223-7784	20	6
28265	40-0017418		20	5
28265	40-0018101	4720-01-200-9727	33	7
28265	40-0018206	4720-01-208-4733	32	6
28265	40-0019732		30	7
28265	40-0023801	5340-01-252-6425	1	11
			2	20
28265	40-0025821		36	9
28265	40-0026501	2910-01-178-4933	20	14
			35	8
28265	40-0026533		35	6
28265	40-0026701	5340-01-250-3777	16	14
28265	40-0029902		20	1

CROSS-REFERENCE INDEXES

CAGEC	PART NUMBER	PART NUMBER INDEX STOCK NUMBER	FIG.	ITEM
28265	40-0029907		33	4
28265	40-0029914		20	2
28265	40-2500557		27	2
28265	40-2503015	2920-01-203-1016	8	14
28265	40-2503105	5935-01-250-3773	27	3
28265	40-2503506	6620-01-203-1022	8	8
28265	40-2503507	6685-01-203-1023	8	9
28265	40-2503601	5961-01-203-1054	27	5
28265	40-2505365		26	9
28265	40-2506205	2990-01-156-4305	23	1
28265	40-3001807	2815-01-261-6528	44	27
28265	40-3001883	2815-01-201-7331	55	11
28265	40-3003005	2815-01-263-7867	54	13
28265	40-3003062		54	10
28265	40-3005101	3040-00-614-6484	47	11
28265	40-3005201A	2805-01-025-7901	47	3
28265	40-3010453	2815-01-201-7330	52	7
28265	40-3010554	2805-01-201-7326	52	1
28265	40-3010901	2815-01-263-7845	52	9
28265	40-3015002	2815-01-176-0785	50	12
28265	40-3015552		50	23
28265	40-3019901	2815-01-261-6524	37	11
28265	40-3020281	2815-01-201-7374	48	21
28265	40-3020284	2815-01-201-7373	48	13
28265	40-3020901	5330-00-949-8036	48	7
28265	40-3022501	2815-01-261-6522	48	18
28265	40-3022702	2805-01-327-4963	48	17
28265	40-3025101		38	17
28265	40-3025151		38	4
28265	40-3025152		38	13
28265	40-3025201		38	15
28265	40-3041401		51	12
28265	40-3055052	2910-00-005-5056	20	19
28265	40-3055201		22	15
28265	40-3055251	2910-01-045-0823	22	12
28265	40-3070101		48	11
28265	40-3076002D	3020-01-025-4952		50
28265	40-3076053	3020-01-118-1072	50	17
28265	40-3076101	3020-00-614-6480	53	2
28265	40-3076301		38	14
28265	40-3076401	3020-01-207-7379	54	11
28265	40-3076501	3020-01-100-7976	24	3
28265	40-3080501	3020-01-251-6282	43	16
28265	40-3091201		16	25
28265	40-3091202		16	24
28265	40-3091303		14	25
28265	40-3091401		17	8
28265	40-3092358		38	9
28265	40-3092456		33	5
28265	40-3093302	5306-01-186-9268	52	3
28265	40-3093451		55	6

CROSS-REFERENCE INDEXES

CAGEC	PART NUMBER	PART NUMBER INDEX STOCK NUMBER	FIG.	ITEM
28265	40-3094001	2930-01-205-0097	16	13
28265	40-3094804		14	3
28265	40-3095502	2935-01-201-7369	36	5
28265	40-3095703		50	24
28265	40-3099501		37	6
28265	40-3099709	4710-01-176-0517	22	5
28265	40-3099710	4710-01-176-0518	22	6
28265	40-3099711	4710-01-176-0519	22	7
28265	40-3099712	4710-01-176-0520	22	8
28265	40-3099713	4710-01-176-0521	22	9
28265	40-3099714	4710-01-176-0522	22	10
28265	40-3100501	5340-01-176-2797	50	3
28265	40-3104053	3120-00-857-1043	54	9
28265	40-3895510		14	10
81834	40062-3	9905-01-214-3294	64	4
81834	40062-3A	9905-01-201-7316	64	7
01121	40146-008-53		5	7
01121	40146-009-63		5	5
28265	4072A	5306-00-208-9325	14	8
			51	1
28265	4086		34	5
25567	41435-026		8	41
25567	41583-609		57	1
25567	42113-007		3	8
25567	42121-411		7	15
25567	42142-062		14	33
25567	42142-071		16	6
25567	42142-072		16	7
25567	42431-026		3	10
99999	4337		42	5
25567	44163-065	4320-01-251-6504	13	19
25567	44232-013	3040-01-201-7306	8	22
25567	44232-016	3040-01-201-2060	8	24
25567	44232-018	6150-01-203-1602	5	1
28265	4426		50	21
25567	46341-756	4720-01-203-1051	9	12
25567	46341-757	4720-01-203-1052	9	7
25567	46341-758	4720-01-201-2107	9	13
08179	465958-5003	2950-01-203-1639	39	3
25567	46711-040		56	4
81834	46712-5	6220-01-201-7336	64	5
81834	46713-5	6220-01-201-7337	64	6
28265	4731	5310-00-545-4264	50	22
25567	47332-029	6150-01-200-9664	28	4
25567	47332-032	6150-01-200-9662	6	4
25567	47381-012	6150-01-201-2160	10	2
25567	47651-031		7	1
25567	47888-027	5961-01-200-9692	6	5
25567	4820G		13	17
25567	4822		13	7
25567	4822G	5330-00-300-5095	13	8

CROSS-REFERENCE INDEXES

CAGEC	PART NUMBER	PART NUMBER INDEX STOCK NUMBER	FIG.	ITEM
09393	5004100601	6680-01-250-3707	56	6
81834	50852-5	6220-01-204-8916	64	1
25567	5086-D	5330-01-251-6480	13	25
71770	51-15232		66	10
79470	51X3	4730-00-063-9672	21	1
28265	5313		32	8
25567	5400-C		13	16
25567	5401-L	4320-01-251-6486	13	22
25567	5404		13	18
25567	5404A4000		13	26
28265	54906	6625-00-092-0500	8	10
25567	5792 10010	5340-01-203-1070	13	28
28265	59		55	23
28265	615	5310-01-056-1380	26	4
			37	4
			43	6
28265	6161554		45	1
28265	6179	5305-01-281-5111	14	13
28265	626		50	5
			51	9
89373	6517-554		58	3
30327	66NF-BLK	4720-01-132-4869	20	3
82366	67-50361	5305-01-067-9637	50	9
09393	6741-00215		56	8
71770	68-455001	2590-01-204-0295	59	2
71770	68-458001	2590-01-201-7341	59	1
81834	68150	6150-01-266-8873	63	3
71770	69160282	5360-01-265-1924	61	5
71770	69160316	5360-01-265-1922	61	3
71770	69160317	5360-01-265-1923	61	4
71770	69250574		61	9
71770	69250575	2530-01-201-7317	61	9
25567	6926-AL		4	7
71770	69840119		61	10
71770	69870114		61	8
71770	69870115	2530-01-203-1062	61	7
71770	69890104		61	6
28265	76036	5330-00-171-7034	40	
28265	76109A	5330-00-530-2523	50	2
28265	76189A	5330-00-231-0283	50	4
05748	76738		60	3
44940	76740	4720-00-203-6526	60	6
28265	77019	2815-00-270-3435	48	14
25567	7765-E		13	31
28265	78		26	3
71770	79-000021		66	4
71770	79-000052		66	5
71770	79-000053	5310-01-263-3578	58	8
71770	79-000103		58	2
71770	79-000196		58	5
71770	79-000229		66	7

CROSS-REFERENCE INDEXES

CAGEC	PART NUMBER	PART NUMBER INDEX STOCK NUMBER	FIG.	ITEM
71770	79-00067		66	8
71770	79-000822	2530-01-203-1038	61	1
71770	79-000823	2530-01-203-1039	61	1
71770	79-001028		58	4
71770	79-009838		66	9
71770	79-010155	2530-01-201-7139	60	1
90660	7941	6140-01-263-7799	3	9
01121	802T-AP	5930-01-112-1803	5	3
01121	802T-W3		5	4
71770	84-012066	4010-01-201-7313	65	1
71770	84-012105	5935-01-201-7250	63	2
71770	84-012218		62	1
71770	84-012219		62	2
28265	87	5330-00-621-0884	41	4
19207	8722865	6150-00-830-6672	63	1
25567	8811-039		8	32
28265	9002522283	2815-01-203-1024	17	6
25567	9072-B		9	1
25567	9072-C	4720-01-250-3763	18	5
25567	9072-E	4720-01-250-3761	9	10
25567	9072-F	4720-01-250-3762	9	4
25567	9072-K	4720-01-250-3764	19	5
81834	91482	6220-01-202-0007	64	3
19099	999991		4	6
19099	999992		4	5

CROSS-REFERENCE INDEXES

FIG.	ITEM	FIGURE AND ITEM NUMBER INDEX STOCK NUMBER	CAGEC	PART NUMBER
BULK	1		79172	RC52-4334
BULK	2		93072	1617
BULK	3		81349	M5086-1/16
1	1	2990-01-200-9673	18265	DIU06-0527
1	2	2990-01-252-6456	18265	P27-0538
1	3	5310-00-880-7744	96906	MS51967-5
1	4	5310-00-407-9566	96906	MS35338-45
1	5		28265	1000-12078
1	6	5340-01-191-6460	18265	P00-4906
1	7	5310-00-732-0558	96906	MS51967-8
1	8	5310-01-133-7241	28265	2012-04022
1	9	5305-01-077-9913	28265	1000-12149
1	10		28265	256690
1	11	5340-01-252-6425	28265	40-0023801
2	1	4730-01-252-6429	28265	3735-20048
2	2	4720-01-252-6433	28265	40-0014406
2	3	6685-01-160-8579	18265	RAX00-2350
2	4		18265	P10-6043
2	5		18265	P11-1030
2	6	5340-01-119-7111	18265	P00-3951
2	7	2990-00-832-8729	18265	P10-3198
2	8		18265	P10-3837
2	9	4310-00-405-1761	18265	P10-2980
2	10	5310-00-735-3544	18265	P10-1870
2	11	2940-00-979-3806	18265	P18-1054
2	12	2940-01-203-1040	18265	FWG08-0074
2	13	5310-00-880-7744	96906	MS51967-5
2	14	5310-00-407-9566	96906	MS35338-45
2	15		28265	1000-12078
2	16	5340-01-252-0580	28265	17964
2	17	5305-00-543-4372	96906	MS90728-58
2	18		28265	40-0007245
2	19		28265	346611
2	20	5340-01-252-6425	28265	40-0023801
3	1		25567	GRP40-09
3	2	5310-00-732-0558	96906	MS5967-8
3	3	5310-00-637-9541	96906	MS35338-46
3	4	5310-00-080-6004	96906	MS27183-14
3	5	5305-00-068-0511	96906	MS90728-62
3	6	5305-01-263-7849	25567	B00622
3	7	5325-01-201-7364	25567	27135-623
3	8		25567	42113-007
3	9	6140-01-263-7799	90660	7941
3	10		25567	42431-026
4	1	5310-00-934-9747	96906	MS35649-262
4	2	5310-00-045-4007	96906	MS35338-41
4	3	5305-00-889-3000	96906	MS35206-230
4	4	5340-01-251-6493	25567	27111-315
4	5		19099	999992
4	6		19099	999991
4	7		25567	6926-AL

CROSS-REFERENCE INDEXES

FIG.	ITEM	FIGURE AND ITEM NUMBER INDEX		PART NUMBER
		STOCK NUMBER	CAGEC	
4	8	5940-01-263-7801	78174	BP11U
4	9	5940-01-263-7802	78174	BP5
5	1	6150-01-203-1602	25567	44232-018
5	2	5305-00-225-3843	96906	MS90728-8
5	3	5930-01-112-1803	01121	802T-AP
5	4		01121	802T-W3
5	5		01121	40146-009-63
5	6		01121	F-26890
5	7		01121	40146-008-53
6	1	5310-00-761-6882	96906	MS51967-2
6	2	5310-00-582-5965	96906	MS35338-44
6	3	5305-00-071-2505	96906	MS90728-7
6	4	6150-01-200-9662	25567	47332-032
6	5	5961-01-200-9692	25567	47888-027
6	6	5945-01-200-9737	25567	27444-202
7	1		25567	47651-031
7	2	5305-00-071-2505	96906	MS90728-7
7	3	5310-00-809-3078	96906	MS27183-11
7	4	5340-01-203-1037	25567	27135-402
7	5		25567	11703-A
7	6		25567	38813-015
7	7	5307-01-250-3749	25567	22814-501
7	8	5310-00-660-2215	80205	NAS620A10L
7	9	5305-00-059-3659	96906	MS51958-63
7	10	5310-00-934-9757	96906	MS35649-282
7	11	5310-00-942-5109	96906	MS35335-89
7	12	5305-00-984-6191	96906	MS35206-243
7	13	5310-00-809-8544	96906	MS27183-7
7	14		78553	C477-017
7	15		25567	42121-411
8	1		25567	31411-185
8	2	5305-01-253-5907	96906	MS35206-342
8	3	5310-00-045-3296	96906	MS35338-43
8	4		25567	33277-012
8	5	5305-00-984-6215	96906	MS35206-268
8	6	6685-01-203-1033	25567	26851-087
8	7	6685-01-203-1034	25567	26853-636
8	8	6620-01-203-1022	28265	40-2503506
8	9	6685-01-203-1023	28265	40-2503507
8	10	6625-00-092-0500	28265	54906
8	11	5310-00-934-9758	96906	MS35649-202
8	12		25567	X 10-02
8	13		27646	210308
8	14	2920-01-203-1016	28265	40-2503015
8	15	5930-01-203-1017	25567	27347-471
8	16	5310-00-934-9757	96906	MS35649-282
8	17	5310-00-942-5109	96906	MS35335-89
8	18	5305-00-984-6191	96906	MS35206-243
8	19	5310-00-761-6882	96906	MS51967-2
8	20	5340-01-251-6492	25567	33243-021
8	21	5340-01-250-3751	25567	27111-321

CROSS-REFERENCE INDEXES

FIG.	ITEM	FIGURE AND ITEM NUMBER INDEX		PART NUMBER
		STOCK NUMBER	CAGEC	
8	22	3040-01-201-7306	25567	44232-013
8	23		25567	34122-013
8	24	3040-01-201-2060	25567	44232-016
8	25	5305-00-225-3843	96906	MS90728-8
8	26		25567	21768-690
8	27	5905-00-162-9597	10001	1330634
8	28	5305-00-175-3230	96906	MS21318-14
8	29		25567	38811-036
8	30		25567	38811-038
8	31		25567	38811-037
8	32		25567	8811-039
8	33		25567	38811-046
8	34		25567	38811-045
8	35		25567	38818-028
8	36		25567	3881-044
8	37	5310-00-582-5965	96906	MS35338-44
8	38	5310-00-809-3078	96906	MS27183-11
8	39		25567	24631-005
8	40		25567	33374-009
8	41		25567	41435-026
9	1		25567	9072-B
9	2	4730-01-260-0309	25567	S01447
9	3		25567	RS-04
9	4	4720-01-250-3762	25567	9072-F
9	5	4730-01-263-7823	25567	US00004
9	6	4820-01-263-7847	25567	S01983
9	7	4720-01-203-1052	25567	46341-757
9	8	4730-01-260-0312	25567	U00004
9	9	6685-01-260-0310	25567	S00873
9	10	4720-01-250-3761	25567	9072-E
9	11	4730-01-187-6887	25567	T00412
9	12	4720-01-203-1051	25567	46341-756
9	13	4720-01-201-2107	25567	46341-758
9	14	4730-01-251-6484	25567	S00577
10	1	4030-01-251-6487	25567	27111-222
10	2	6150-01-201-2160	25567	47381-012
11	1	5310-00-763-8921	96906	MS51967-23
11	2	5310-00-584-7888	96906	MS35338-51
11	3	5305-00-900-0576	96906	MS90728-188
11	4	5310-00-809-8533	96906	MS27183-23
11	5		25567	38647-916
12	1	5310-00-763-8921	96906	MS51967-23
12	2	5310-00-584-7888	96906	MS35338-51
12	3	5305-00-900-0576	96906	MS90728-188
12	4	5310-00-809-8533	96906	MS27183-23
12	5		25567	38647-915
13	1	5310-00-763-8921	96906	MS51967-23
13	1	5310-00-584-7888	96906	MS35338-51
13	2	5305-00-922-7994	96906	MS90728-189
13	4	5310-00-809-8533	96906	MS27183-23
13	5	4320-01-252-6432	25567	06B3-4197551011

CROSS-REFERENCE INDEXES

FIG.	ITEM	FIGURE AND ITEM NUMBER INDEX		PART NUMBER
		STOCK NUMBER	CAGEC	
13	6		25567	D00008
13	7		25567	4822
13	8	5330-00-300-5095	25567	4822G
13	9	5307-00-985-4918	25567	C00808
13	10	5330-00-896-3554	25567	1679GC
13	11	5307-01-2457-1445	25567	C01211
13	12		96906	MS14314-5Y
13	13		25567	P00024
13	14		96906	MS51967-20
13	15		25567	C01011
13	16		25567	5400-C
13	17		25567	4820G
13	18		25567	5404
13	19	4320-01-251-6504	25567	44163-065
13	20	5305-01-013-5452	25567	DM-1004-S
13	21	5365-01-011-1458	25567	10278
13	22	4320-01-251-6486	25567	5401-L
13	23	5310-00-496-3676	25567	37J
13	24	5330-01-078-2005	25567	25271-207
13	25	5330-01-251-6480	25567	5086-D
13	26		25567	5404A4000
13	27	5305-00-988-1727	96906	MS35206-283
13	28	5340-01-203-1070	25567	5792 10010
13	29	5305-00-068-0510	96906	MS90728-60
13	30	5310-00-637-9541	96906	MS35338-46
13	31		25567	7765-E
13	32	5365-01-188-0963	25567	S00215
13	33	3110-01-203-1015	25567	23282-012
13	34	4320-01-200-9547	25567	38527-027
14	1	5325-01-201-2159	25567	S00756
14	2	5325-01-201-2158	25567	27135-085
14	3		28265	40-3094804
14	4	5305-00-071-2506	96906	MS90728-3
14	5	5310-00-809-4058	96906	MS27183-10
14	6	5310-00-889-2528	96906	MS45904-68
14	7		28265	203979
14	8	5306-00-208-9325	28265	4072A
14	9		96906	MS45904-76
14	10		28265	40-3895510
14	11	5305-00-269-2803	96906	MS90726-60
14	12		28265	255950
14	13	5305-01-281-5111	28265	6179
14	14		28265	285908
14	15	5310-00-732-0559	96906	MS51968-8
14	16	5310-00-080-6004	96906	MS27183-14
14	17		28265	12049
14	19		28265	40-0007131
14	20		19099	BBBBB
14	21		19099	CCCCC
14	22		19099	FFFFF
14	23		19099	DDDDD

CROSS-REFERENCE INDEXES

FIGURE AND ITEM NUMBER INDEX				
FIG.	ITEM	STOCK NUMBER	CAGEC	PART NUMBER
14	24		19099	EEEEE
14	25		28265	40-3091303
14	26	5310-00-761-6882	96906	MS51967-2
14	27	5305-00-071-2505	96906	MS90728-7
14	28	5310-00-582-5965	96906	MS35338-44
14	29	5310-00-809-3078	96906	MS27183-11
14	30		78553	C477-017
14	31	5305-00-068-0511	96906	MS90728-62
14	32		25567	34127-044
14	33		25567	42142-062
15	1	4730-00-909-8627	96906	MS35842-13
15	2	4720-01-201-2108	28265	40-0006807
15	3	4730-01-250-3705	28265	40-001073
15	4	4730-01-339-8372	28265	255685
15	5	4730-01-250-3706	28265	40-0006804
16	1	5307-01-250-3749	25567	22814-501
16	2	5310-00-407-9566	96906	MS35338-45
16	3	5306-00-226-4825	96906	MS90728-32
16	4	5310-00-081-4219	96906	MS27183-12
16	5	5305-00-058-1082	96906	MS51861-34
16	6		25567	42142-071
16	7		25567	42142-072
16	8		28265	302
16	9		28265	4-A
16	10		28265	29750-A
16	11		28265	29739
16	12		28265	203869
16	13	2930-01-205-0097	28265	40-3094001
16	14	5340-01-250-3777	28265	40-0026701
16	15	5310-00-732-0559	96906	MS51968-8
16	16	5310-00-637-9541	96906	MS35338-46
16	17	5305-00-269-3236	96906	MS90727-60
16	18		28265	40-0007130
16	19	5310-00-768-0318	96906	MS51967-14
16	20	5310-00-011-6121	96906	MS35338-67
16	21	5305-00-071-2067	96906	MS90728-111
16	22		28265	1000-12293
16	23		28265	40-0007205
16	24		28265	40-3091202
16	25		28265	40-3091201
17	1	5310-00-763-8920	96906	MS51967-20
17	2	5310-00-820-6653	96906	MS35338-50
17	3	5305-00-724-7223	96906	MS90728-165
17	4	5305-00-071-2067	96906	MS90728-111
17	5	5310-01-262-5134	28265	13596A
17	6	2815-01-203-1024	28265	9002522283
17	7	5305-00-724-7221	96906	MS90728-163
17	8		28265	40-3091401
18	1	4730-01-251-6485	25567	AP00604
18	2		25567	RS-04
18	3	4730-01-260-0309	25567	S01447

CROSS-REFERENCE INDEXES

FIG.	ITEM	FIGURE AND ITEM NUMBER INDEX		PART NUMBER
		STOCK NUMBER	CAGEC	
18	4		25567	26114-201
18	5	4720-01-250-3763	25567	9072-C
19	1	4730-01-251-6485	25567	AP00604
19	2		25567	RS-04
19	3		25567	S01447
19	4		25567	26115-003
19	5	4720-01-250-3764	25567	9072-K
20	1		28265	40-0029902
20	2		28265	40-0029914
20	3	4720-01-132-4869	30327	66NF-BLK
20	4	4730-01-176-5846	28265	40-0005591
20	5		28265	40-0017418
20	6	4720-01-223-7784	28265	40-0017412
20	7	2910-01-170-2549	12658	BF-891
20	8	2940-00-920-6852	28265	40-0002514
20	9	2940-01-175-6313	28265	40-0001614
20	10	4730-01-175-6314	28265	40-0001616
20	11	5310-00-732-0558	96906	MS51967-8
20	12	5310-01-133-7241	28265	2012-04022
20	13		28265	1000-12154
20	14	2910-01-178-4933	28265	40-0026501
20	15		28265	206821
20	16	5305-01-191-8199	28265	1000-14159
20	17		28265	40-0007178
20	18	5305-01-175-6890	28265	1002-16150
20	19	2910-00-005-5056	28265	40-3055052
20	20	5330-01-177-8239	28265	40-0011914
21	1	4730-00-063-9672	79470	51X3
21	2	4730-01-055-0108	28265	203990
21	3		28265	290662
21	4	4710-00-983-0057	28265	290577-AS
21	5	4710-00-730-1581	28265	290515-AS
21	6	4710-00-730-1579	28265	290516AS
21	7	4710-01-080-1241	28265	290663
22	1		88663	206632
22	2		28265	206606
22	3		28265	207440
22	4		28265	375183
22	5	4710-01-176-0517	28265	40-3099709
22	6	4710-01-176-0518	28265	40-3099710
22	7	4710-01-176-0519	28265	40-3099711
22	8	4710-01-176-0520	28265	40-3099712
22	9	4710-01-176-0521	28265	40-3099713
22	10	4710-01-176-0522	28265	40-3099714
22	11		28265	207331
22	12	2910-01-045-0823	28265	40-3055251
22	13		28265	290588
22	14		28265	206752
22	15		28265	40-3055201
23	1	2990-01-156-4305	28265	40-2506205
23	2	6150-01-252-0451	05624	DYNZ-70-5

CROSS-REFERENCE INDEXES

FIG.	ITEM	FIGURE AND ITEM NUMBER INDEX		PART NUMBER
		STOCK NUMBER	CAGEC	
23	3		05624	DYNT-10300
23	4	2990-01-261-6478	05624	DYN1-10004-12
23	5	5310-01-261-6507	05624	DYRF532
23	6	5310-00-809-3078	96906	MS27183-11
23	7	5305-01-252-6435	05624	BYRF1346
23	8	3120-01-196-2606	65149	DYN247-1
23	9	5310-00-043-0520	96906	MS35650-3252
23	10	5307-01-250-7854	05624	GYRF42-3
23	11	6115-01-213-2114	05624	DYNC182-2
23	12	5305-00-068-9191	96906	MS35274-60
23	13	5310-00-812-1524	96906	MS15795-509
23	14	3010-01-086-8115	05624	DYNC-11002-12
23	15	5310-00-768-0319	96906	MS51968-2
23	16	5310-01-252-6430	05624	CYRD558
23	17	5305-01-250-3747	05624	BYRF1462
23	18	5305-00-071-2066	96906	MS90728-109
23	19	5310-01-252-6431	05624	CYRD562
23	20		05624	DYNK32
24	1		28265	1501-02325
24	2	5310-00-167-0680	96906	MS35338-49
24	3	3020-01-100-7976	28265	40-3076501
24	4	5305-01-175-6890	28265	1002-16150
24	5	5310-01-175-0542	28265	2000-04022
24	6	2910-01-203-1075	84760	DB2633NK4117
24	7	5305-01-339-8871	84760	19916
24	8		84760	10567
24	9	5330-00-506-3975	84760	10574
24	10	4730-01-231-8621	84760	21251
25	1	3030-01-201-2031	28265	146331
26	1	5305-00-926-5518	96906	MS90728-96
26	2	5310-00-637-9541	96906	MS35338-46
26	3		28265	78
26	4	5310-01-056-1380	28265	615
26	5	5310-01-056-1371	28265	14978
26	6		28265	291297
26	7	5310-00-732-0559	96906	MS51968-8
26	8	5305-00-269-3246	96906	MS90727-70
26	9		28265	40-2505365
27	1	5340-01-250-3717	28265	207113
27	2		28265	40-2500557
27	3	5935-01-250-3773	28265	40-2503105
27	4	5940-01-250-3781	28265	250629
27	5	5961-01-203-1054	28265	40-2503601
28	1	5310-00-934-9747	96906	MS35649-262
28	2	5310-00-045-4007	96906	MS35338-41
28	3	5305-00-889-3000	96906	MS35206-230
28	4	6150-01-200-9664	25567	47332-029
28	5	5310-00-768-0319	96906	MS51968-2
28	6	5310-00-582-5965	96906	MS35338-44
28	7	6130-01-202-8719	25567	27761-001
28	8		25567	34511-018

CROSS-REFERENCE INDEXES

FIG.	ITEM	FIGURE AND ITEM NUMBER INDEX		PART NUMBER
		STOCK NUMBER	CAGEC	
29	1	5310-00-732-0559	96906	MS51968-8
29	2	5310-00-637-9541	96906	MS35338-46
29	3		28265	11662
29	4	2920-00-851-7404	16764	1113641
30	1	5305-00-543-4372	96906	MS90728-58
30	2	5310-01-175-0542	28265	2000-04022
30	3	5365-01-251-6489	28265	40-0016305
30	4	5310-01-251-6474	28265	40-0001728
30	5	5305-00-225-3843	96906	MS90728-8
30	6	5310-00-809-4058	96906	MS27183-10
30	7		28265	40-0019732
30	8	5310-00-732-0558	96906	MS51967-8
30	9	5310-01-133-7241	28265	2012-04022
30	10	5306-01-260-0295	28265	1000-12158
30	11	5330-01-250-3713	28265	290343
30	12		28265	40-0006954
31	1	5305-00-071-2067	96906	MS90728-111
31	2	5310-00-011-6121	96906	MS35338-67
31	3		28265	203686
31	4		28265	40-0003860
31	5	4730-00-908-6292	96906	MS35842-14
31	6	4720-01-106-9048	28265	40-0003501
31	7		28265	40-0002825
32	1	5310-00-934-9751	96906	MS35650-302
32	2	5310-00-582-5965	96906	MS35338-44
32	3	5305-00-174-4500	96906	MS51849-67
32	4		28265	208565
32	5		28265	11131
32	6	4720-01-208-4733	28265	40-0018206
32	7		28265	1659A
32	8		28265	5313
33	1	5306-00-038-2026	28265	1864
33	2	5310-00-637-9541	96906	MS35338-46
33	3	5330-01-053-5061	28265	380245
33	4		28265	40-0029907
33	5		28265	40-3092456
33	6	4730-00-908-3194	96906	MS35842-11
33	7	4720-01-200-9727	28265	40-0018101
33	8		28265	40-0017005
34	1	4720-01-201-2109	28265	40-0005964
34	2		28265	2396
34	3	4720-01-201-2110	28265	40-0005963
34	4		28265	206210
34	5		28265	4086
34	6	4720-01-054-9829	28265	208657
35	1	5310-00-732-0558	96906	MS51967-8
35	2	5310-01-133-7241	28265	2012-04022
35	3	5305-00-068-0511	96906	MS90728-62
35	4		28265	40-0000457
35	5	2940-00-920-6851	28265	40-0000401C
35	6		28265	40-0026533

CROSS-REFERENCE INDEXES

FIG.	ITEM	FIGURE AND ITEM NUMBER INDEX		PART NUMBER
		STOCK NUMBER	CAGEC	
35	7		28265	208642
35	8		28265	40-0026501
35	9		28265	14997
35	10	5310-00-637-9541	96906	MS35338-46
35	11		28265	206821
35	12		28265	40-0007178
36	1	5310-00-851-2674	96906	MS35691-1
36	2	5310-00-582-5965	96906	MS35338-44
36	3	5305-00-068-0508	96906	MS90728-6
36	4		28265	40-0007441
36	5	2935-01-201-7369	28265	40-3095502
36	6		28265	1000-12154
36	7	5310-01-133-7241	28265	2012-04022
36	8		28265	40-0016304
36	9		28265	40-0025821
37	1	5365-01-174-2647	28265	375105
37	2	5330-01-170-1839	28265	206580
37	3		28265	206581
37	4		28265	615
37	5		28265	255179
37	6		28265	40-3099501
37	7	5330-00-095-6785	28265	255185
37	8	5305-00-543-4372	96906	MS90728-58
37	9	5310-00-637-9541	96906	MS35338-46
37	10	5330-01-055-4548	28265	285198
37	11	2815-01-261-6524	28265	40-3019901
38	1	5306-00-038-2026	28265	1864
38	2	5310-00-637-9541	96906	MS35338-46
38	3		28265	285235
38	4		28265	40-3025151
38	5		28265	14875
38	6		96906	MS35338-44
38	7		28265	202536A
38	8		28265	285184
38	9		28265	40-3092358
38	10		28265	285271A
38	11		28265	205354A
38	12		28265	288263-C
38	13		28265	40-3025152
38	14		28265	40-3076301
38	15		28265	40-3025201
38	16		28265	286269B
38	17		28265	40-3025101
39	1	5310-00-732-0558	96906	MS51967-8
39	2	5310-01-175-0542	28265	2000-04022
39	3	2950-01-203-1639	08179	465958-5003
39	4		28265	207334
40	1		28265	201426A
40	2		28265	3306A
40	3		28265	290364
40	4	5330-00-171-7034	28265	76036

CROSS-REFERENCE INDEXES

FIG.	ITEM	FIGURE AND ITEM NUMBER INDEX		PART NUMBER
		STOCK NUMBER	CAGEC	
41	1	5310-00-732-0559	96906	MS51968-8
41	2	5310-00-637-9541	96906	MS35338-46
41	3		28265	290679
41	4	5330-00-621-0884	28265	87
42	1	4730-00-909-8627	96906	MS35842-13
42	2	4720-00-083-9519	28265	255711C
42	3	5306-01-260-0295	28265	1000-12158
42	4	5310-00-637-9541	96906	MS35338-46
42	5		99999	4337
42	6		28265	288700C
42	7		28265	203924
42	8	6620-00-410-2625	28265	205445
42	9	5330-00-232-0137	28265	266701
43	1	4730-00-908-3194	96906	MS35842-11
43	2	4720-00-907-2304	28265	288704B
43	3	3110-00-554-3232	28265	3204
43	4	4140-01-202-8670	28265	287369
43	5		28265	202886
43	6		28265	615
43	7		28265	204236
43	8		28265	285718C
43	9		96906	MS51884-5
43	10		28265	255365
43	11		96906	MS90728-91
43	12		28265	335
43	13	5330-00-649-8445	28265	255360
43	14		28265	287365
43	15		28265	202509AS
43	16	3020-01-251-6282	28265	40-3080501
43	17	2930-00-855-5403	28265	256290-DS
43	18		96906	MS35265-96
43	19		28265	255370B
43	20		53591	A130420
43	21		28265	11944A
43	22		28265	255361B
43	23		28265	39187-BS
43	24		28265	256581A
43	25		28265	255369D
44	1	6680-01-200-9687	28265	208534
44	2	6680-01-203-1032	28265	40-0013905
45	1		28265	6161554
45	2		28265	1002-16077
45	3		28265	255770A
45	4	5330-01-201-7284	28265	40-0011911
45	5		28265	255766-A
45	6		28265	256768
45	7		28265	255763A
46	1		28265	206963
46	2	5310-00-925-9642	96906	MS21083N10
46	3	5310-00-987-6365	28265	40-0001525
46	4	2815-01-175-1288	28265	285203

CROSS-REFERENCE INDEXES

FIG.	ITEM	FIGURE AND ITEM NUMBER INDEX		PART NUMBER
		STOCK NUMBER	CAGEC	
46	5	5330-00-678-3823	28265	285213
47	1		19099	QQQQQ
47	2		19099	RRRRR
47	3	2805-01-025-7901	28265	40-3005201A
47	4	2815-00-063-0214	28265	288077
47	5	2815-00-718-4764	28265	40-0017301
47	6	5360-01-071-6945	28265	255080
47	7	5365-01-071-6766	28265	40-0003821
47	8	5365-01-054-2164	28265	40-0003820
47	9	5365-00-191-3976	28265	203480A
47	10		28265	13132
47	11	3040-00-614-6484	28265	40-3005101
48	1	2815-00-678-6082	28265	255012A
48	2	2815-00-678-6083	28265	255013
48	3		28265	206589
48	4		28265	206590
48	5	5310-01-170-1712	28265	1500-04326
48	6	5310-00-483-2266	19207	10900409
48	7	5330-00-949-8036	28265	40-3020901
48	8		81348	WW-P-471AASBUD
48	9	5305-00-616-5649	28265	315
48	10	5310-00-637-9541	96906	MS35338-46
48	11		28265	40-3070101
48	12	5330-00-232-0137	28265	266701
48	13	2815-01-201-7373	28265	40-3020284
48	14	2815-00-270-3435	28265	77019
48	15	5340-01-054-2456	28265	255023
48	16	5360-00-100-7779	28265	288021
48	17	2805-01-327-4963	28265	40-3022702
48	18	2815-01-261-6522	28265	40-3022501
48	19	2815-00-928-8867	28265	293011
48	20	2815-00-903-3566	28265	291010
48	21	2815-01-201-7374	28265	40-3020281
48	22	5330-00-167-9009	28265	206752
48	23	2815-00-961-1675	28265	293517-A
48	24	5307-00-605-8227	28265	13114A
48	25		28265	11662
48	26		28265	3853-16108
49	1	5305-01-175-7584	28265	1000-24150
49	2	2815-01-175-1267	28265	136650
49	3	5310-00-420-6046	28265	202568
49	4		28265	40-0001535
49	5	5365-00-369-8778	28265	285385
49	6	5315-01-028-9921	28265	1247
49	7		28265	290040C
49	8		28265	285386
50	1	5305-01-077-9913	28265	1000-12149
50	2	5330-00-530-2523	28265	76109A
50	3	5340-01-176-2797	28265	40-3100501
50	4	5330-00-231-0283	28265	76189A
50	5		28265	626

CROSS-REFERENCE INDEXES

FIG.	ITEM	FIGURE AND ITEM NUMBER INDEX		PART NUMBER
		STOCK NUMBER	CAGEC	
50	6	5310-00-011-6121	96906	MS35338-67
50	7		28265	1000-12150
50	8	5310-00-637-9541	96906	MS35338-46
50	9	5305-01-067-9637	82366	67-50361
50	10	5305-01-077-9913	28265	1000-12149
50	11	5305-00-071-2074	96906	MS90728-118
50	12	2815-01-176-0785	28265	40-3015002
50	13	5330-01-023-8158	28265	260046
50	14	5330-00-598-8962	28265	40-0003216
50	15	5306-01-017-5550	28265	1000-24084
50	16	5310-00-628-3874	28265	40-0001517
50	17	3020-01-118-1072	28265	40-3076053
50	18	3110-00-596-3415	28265	40-0012306B
50	19	3020-01-025-4952	28265	40-3076002D
50	20		28265	14512A
50	21		28265	4426
50	22	5310-00-545-4264	28265	4731
50	23		28265	40-3015552
50	24		28265	40-3095703
50	25	5330-00-701-7331	28265	291035
51	1	5306-00-208-9325	28265	4072A
51	2	5310-00-637-9541	96906	MS35338-46
51	3		28265	2055
51	4	5306-00-616-5650	28265	1000-25293
51	5	2815-01-357-2510	28265	256253
51	6	3020-00-354-1665	28265	15471
51	7		28265	1000-12293
51	8	5310-00-011-6121	96906	MS35338-67
51	9		28265	626
51	10	5305-01-175-6793	28265	1000-12080
51	11	5310-01-086-4918	28265	11983
51	12		28265	40-3041401
51	13	5330-01-028-7654	28265	40-0003205
51	14	5330-00-701-7331	28265	291035
52	1	2805-01-201-7326	28265	40-3010554
52	2	2815-00-931-6782	28265	288290
52	3	5306-01-186-9268	28265	40-3093302
52	4	2805-00-420-1026	28265	288291
52	5	3120-01-186-7601	28265	288092
52	6	3120-00-917-1858	28265	288199
52	7	2815-01-201-7330	28265	40-3010453
52	8	5365-00-230-3493	28265	40-0000706
52	9	2815-01-263-7845	28265	40-3010901
53	1	5310-00-672-8890	28265	255510
53	2	3020-00-614-6480	28265	40-3076101
53	3	5315-00-021-8211	96906	MS35756-35
53	4	5306-00-786-4021	28265	201991A
53	5	3040-01-176-2976	28265	255072
53	6	3120-00-231-1614	28265	293060
53	7	3120-00-231-1593	28265	293061
53	8	2815-00-133-0815	28265	287060

CROSS-REFERENCE INDEXES

FIG.	ITEM	FIGURE AND ITEM NUMBER INDEX		PART NUMBER
		STOCK NUMBER	CAGEC	
54	1		28265	205351
54	2	5305-00-987-1132	28265	288105A
54	3		28265	285123
54	4		28265	288102
54	5		28265	288100
54	6		28265	288101
54	7	3120-01-053-2950	28265	288106
54	8		28265	288132
54	9	3120-00-857-1043	28265	40-3104053
54	10		28265	40-3003062
54	11	3020-01-207-7379	28265	40-3076401
54	12	5315-00-021-8211	96906	MS35756-35
54	13	2815-01-263-7867	28265	40-3003005
55	1	5305-00-543-4372	96906	MS90728-58
55	2	5310-00-637-9541	96906	MS35338-46
55	3		28265	1002-16148
55	4		28265	286013
55	5	5330-01-201-7285	28265	40-0011910
55	6		28265	40-3093451
55	7		28265	285169
55	8		28265	255161
55	9		81348	WW-P-471ACBBUE
55	10		81348	WW-P-471AASBUD
55	11	2815-01-201-7331	28265	40-3001883
55	12	5307-00-616-7216	28265	40-000-1619
55	13	5307-00-914-5762	28265	13814
55	14	5307-00-616-7203	28265	40-0001617
55	15		28265	204601
55	16	5307-01-174-2740	28265	203986
55	17	5307-01-175-6862	28265	204591
55	18	5307-00-616-7206	28265	40-0001618
55	19		28265	206515
55	20	5307-00-429-0140	28265	12293A
55	21	5315-01-175-6715	28265	2153-24644
55	22	5307-01-175-6863	28265	207295
55	23		28265	59
55	24	4730-00-604-7953	72582	143969
55	25	5340-00-324-2519	28265	11683A
55	26	5307-01-176-5935	28265	14907
55	27	2815-01-261-6528	28265	40-3001807
56	1		96906	MS51967-11
56	2		96906	MS35338-47
56	3	5305-00-071-1787	96906	MS90728-86
56	4		25567	46711-040
56	5	5305-00-253-5614	96906	MS21318-20
56	6	6680-01-250-3707	09393	5004100601
56	7	5305-00-054-6668	96906	MS51957-43
56	8		09393	6741-00215
56	9	5330-01-074-3866	09393	15-423
57	1		25567	41583-609
58	1	5306-01-263-7833	71770	08-202731

CROSS-REFERENCE INDEXES

FIG.	ITEM	FIGURE AND ITEM NUMBER INDEX		PART NUMBER
		STOCK NUMBER	CAGEC	
58	2		71770	79-000103
58	3		89373	6517-554
58	4		71770	79-001028
58	5		71770	79-000196
58	6	5315-01-263-3574	71770	08-201996
58	7	5310-01-263-3573	71770	08-202734
58	8	5310-01-263-3578	71770	79-000053
58	9		71770	11-925455
58	10	3110-00-293-8579	96906	MS19081-185
58	11	5330-00-364-9940	71770	08-9000106
58	12	3110-00-100-5303	96906	MS19081-69
59	1	2590-01-201-7341	71770	68-458001
59	2	2590-01-204-0295	71770	68-455001
60	1	2530-01-201-7139	71770	79-010155
60	2		05748	16660
60	3		05748	76738
60	4		93072	1617-A
60	5		93072	1620
60	6	4720-00-203-6526	44940	76740
60	7		93072	1617-B
60	8		93072	1617-C
60	9		93072	1621
60	10		93072	16032
60	11		93072	1847
60	12		96906	MS90727-91
60	13		93072	1854
60	14		93072	1844-2
60	15		93072	1753
60	16		93072	1808-1
60	17		93072	1829
60	18	3120-01-052-1151	93072	1745
60	19	5310-01-056-0029	93072	1747
60	20	5305-01-056-0089	93072	1846
60	21		93072	1804
60	22		93072	10511
60	23		93072	1841
60	24	2530-01-050-8929	93072	10614
60	25		93072	10607
60	26	5360-01-054-2281	93072	1828
60	27	5310-01-050-8832	93072	1840
60	28	2540-01-060-7031	93072	10632
61	1	2530-01-203-1038	71770	79-000822
61	1	2530-01-203-1039	71770	79-000823
61	2	5310-01-263-3572	71770	08-201789
61	3	5360-01-265-1922	71770	69160316
61	4	5360-01-265-1923	71770	69160317
61	5	5360-01-265-1924	71770	69160282
61	6		71770	69890104
61	7	2530-01-203-1062	71770	69870115
61	8		71770	69870114
61	9		71770	69250574


CROSS-REFERENCE INDEXES

FIG.	ITEM	FIGURE AND ITEM NUMBER INDEX		PART NUMBER
		STOCK NUMBER	CAGEC	
61	9	2530-01-201-7317	71770	69250575
61	10		71770	69840119
62	1		71770	84-012218
62	2		71770	84-012219
63	1	6150-00-830-6672	19207	8722865
63	2	5935-01-201-7250	71770	84-012105
63	3	6150-01-266-8873	81834	68150
64	1	6220-01-204-8916	81834	50852-5
64	2	5305-01-263-7837	81834	23-0132-16
64	3	6220-01-202-0007	81834	91482
64	4	9905-01-214-3294	81834	40062-3
64	5	6220-01-201-7336	81834	46712-5
64	6	6220-01-201-7337	81834	46713-5
64	7	9905-01-201-7316	81834	40062-3A
65	1	4010-01-201-7313	71770	84-012066
66	1		71770	08-900053
66	2		96906	MS51968-20
66	3		96906	MS90726-170
66	4		71770	79-000021
66	5		71770	79-000052
66	6		96906	MS51968-14
66	7		71770	79-000229
66	8		71770	79-00067
66	9		71770	79-009838
66	10		71770	51-15232

By Order of the Secretary of the Army:

GORDON R. SULLIVAN
General, United States Army
Chief of Staff

Official:


MILTON H. HAMILTON
Administrative Assistant to the
Secretary of the Army

06516

DISTRIBUTION:

To be distributed in accordance with DA Form 12-25-E, block no. 6209, requirements for
TM 10-4320-344-24P-1.

These are the instructions for sending an electronic 2028

The following format must be used if submitting an electronic 2028. The subject line must be exactly the same and all fields must be included; however only the following fields are mandatory: 1, 3, 4, 5, 6, 7, 8, 9, 10, 13, 15, 16, 17, and 27.

From: "Whomever" <whomever@avma27.army.mil>
To: mpmt*/oavma28@st-louis-emh7.army.mil

Subject: DA Form 2028

1 ***From:*** Joe Smith
2 ***Unit:*** home
3 ***Address:***4300 Park
4 ***City:*** Hometown
5 ***St:*** MO
6 ***Zip:*** 77777
7 ***Date Sent:*** 19-OCT-93
8 ***Pub no:*** 55-2840-229-23
9 ***Pub Title:*** TM
10 ***Publication Date:*** 04-JUL-85
11 ***Change Number:*** 7
12 ***Submitter Rank:*** MSG
13 ***Submitter FName:*** Joe
14 ***Submitter MName:*** T
15 ***Submitter LName:*** Smith
16 ***Submitter Phone:*** 123-123-1234
17 ***Problem:*** 1
18 ***Page:*** 2
19 ***Paragraph:*** 3
20 ***Line:*** 4
21 ***NSN:*** 5
22 ***Reference:*** 6
23 ***Figure:*** 7
24 ***Table:*** 8
25 ***Item:*** 9
26 ***Total:*** 123
27 ***Text:***

This is the text for the problem below line 27.

RECOMMENDED CHANGES TO EQUIPMENT TECHNICAL PUBLICATIONS



THEN, JOT DOWN THE DOPE ABOUT IT ON THIS FORM. CAREFULLY TEAR IT OUT, FOLD IT AND DROP IT IN THE MAIL!

SOMETHING WRONG WITH THIS PUBLICATION?

FROM (PRINT YOUR UNIT'S COMPLETE ADDRESS)
PFC JOHN DOE
COA, 3D ENGINEER BN
FT. LEONARDWOOD, MD 63108
 DATE SENT

PUBLICATION NUMBER: **TM 10-4320-344-24P-1**
 PUBLICATION DATE: **4 Apr 1994**
 PUBLICATION TITLE: **PUMPING ASSEMBLY WATER 600 GPM**

BE EXACT. PIN-POINT WHERE IT IS				IN THIS SPACE TELL WHAT IS WRONG AND WHAT SHOULD BE DONE ABOUT IT:
PAGE NO	PARA-GRAPH	FIGURE NO	TABLE NO	
6	2-1 a			<i>In line 6 of paragraph 2-1 the manual states the engine has <u>6</u> cylinders. The engine on my set only has <u>4</u> cylinders. Change the manual to show <u>4</u> cylinders.</i>
B1		4-3		<i>Callout 16 on figure 4-3 is pointing at a <u>bolt</u>. In key to figure 4-3, item 16 is called a <u>shim</u>. Please correct one or the other.</i>
125	line 20			<i>I ordered a gasket, item 19 on figure B-16 by NSN 2 910-00-762-3001. I got a gasket but it doesn't fit. Supply says I got what I ordered, so the NSN is wrong. Please give me a good NSN</i>

PRINTED NAME, GRADE OR TITLE, AND TELEPHONE NUMBER: **JOHN DOE, PFC (268) 317-7111**
 SIGN HERE: **JOHN DOE**

TEAR ALONG PERFORATED LINE

DA FORM 2028-2 1 JUL 79

PREVIOUS EDITIONS ARE OBSOLETE. DRSTS-M Overprint 1, 1 Nov 80

PS --IF YOUR OUTFIT WANTS TO KNOW ABOUT YOUR RECOMMENDATION MAKE A CARBON COPY OF THIS AND GIVE IT TO YOUR HEADQUARTERS

